

ANNUAL PROCUREMENT PLAN FOR PROCUREMENT OF UNDER ADP SCHEMES
FOR THE YEAR 2025-26.

Name of Procuring Agency:

SAYED ABDULLAH SHAH INSTITUTE OF MEDICAL SCIENCES SEHWAN
HEALTH DEPARTMENT GOVERNMENT OF SINDH.

| S# | Title of Procurement | Name of Schemes | Estimated Cost | Procurement Method** | Tentative Time of Procurement | Remarks (if any) |
|----|---|---|----------------|--------------------------|---|---|
| 01 | Procurement Plan of Machinery/Equipment/Installation Furniture & Fixture/Transport (Coaster)/Computer hardware/Books Newspapers and periodicals. | Establishment of Nursing & Paramedical School at SASIMS ADP No 1069 | 68.216(M) | Open Competitive Bidding | 4th Quarter (2025-2026) | E-Bid through E-pak Acquisition and Disposable System (EPADS) |
| 02 | Procurement Plan of Machinery/Equipment/Installation Furniture Fixture/ Transport (Fork lifter) /Computer Equipment & others | State of Art Warehouse in premises of SASIMS ADP No 945 | 28.806(M) | | 4th Quarter 2025-26 & Fiscal Year 2026-27 | |
| 03 | Procurement Plan of Machinery/Equipment Furniture Fixture | Emergency Cum-Rapid Response Center at SASIMS ADP No 942 | 211.748(M) | | | |


DIRECTOR
SAYED ABDULLAH SHAH INSTITUTE
OF MEDICAL SCIENCES SEHWAN



**OFFICE OF THE DIRECTOR
SAYED ABDULLAH SHAH INSTITUTE
OF MEDICAL SCIENCE SEHWAN
HEALTH DEPARTMENT GOVERNMENT OF SINDH**



PHONE NO: 025 4620317/FAX NO: 025-4620833

Email: sasims2015schwan@gmail.com

NO. Director.SASIMS.Sehwan/(File)/-

2806/
2809

DATED: 09/05/2026

To

The Director Information (Advertisement),
Publication Department 95/96,
Pakistan Secretariat,
Opp: Sindh Assembly Gate Karachi.

SUBJECT: ADVERTISEMENT OF TENDER.

Enclose please find herewith (07) seven copies of Notice Inviting Tender to the procurement "of Furniture & Fixtures / Machinery / Equipments/Transport Coaster/ Fork Lifter and Others for the as below:

1. Establishment of Nursing & Paramedical School at Sayed Abdullah Shah Institute of Medical Sciences Sehwan (SASIMS) Sehwan Jamshoro (ADP No: 1069/2025-26).
2. Constriction of State of Art Warehouse in premises of Sayed Abdullah Shah Institute of Medical Sciences Sehwan (SASIMS) Sehwan Jamshoro (ADP No: 945/2025-26).

It is therefore requested to kindly make necessary arrangement for the advertisement of same in three newspapers English, Urdu & Sindhi at an early date.

Relevant newspaper may also be sent.

Enclosure:
Seven copies of NIT.

(DR. M: MOUINUDDIN SIDDIQUI)
DIRECTOR SASIMS SEHWAN

CC Information :-

1. The secretary Government of Sindh Health Department Karachi.
2. The Director General Health Services Sindh Hyderabad
3. The Managing Director SPPRA Sindh Karachi.

(DR. M: MOUINUDDIN SIDDIQUI)
DIRECTOR SASIMS SEHWAN



OFFICE OF THE DIRECTOR
SAYED ABDULLAH SHAH INSTITUTE
OF MEDICAL SCIENCE SEHWAN
HEALTH DEPARTMENT GOVERNMENT OF SINDH



PHONE NO: 025 4620317/ FAX NO: 025-4620833

Email: sasims2015sehwan@gmail.com

NO. Director.SASIMS.Sehwan/(File)/- 2806/2809

DATED: 09 / 05 /2026

NOTICE INVITING TENDER (NIT)
2025-26

The Director, Sayed Abdullah Shah Institute of Medical Sciences, Sehwan, hereby invites sealed bids from well-reputed manufacturers, authorized agents, importers, and suppliers, sub-distributors duly registered with Income Tax, General Sales Tax (GST), and Sindh Revenue Board (SRB).

The procurement shall be conducted in accordance with Rule 46 (Single Stage - Two Envelope Procedure) by QCB Method of the Sindh Public Procurement Rules (SPPRA) Rules, 2010 (as amended up to 2025), for the Financial Year 2025-2026.

Bids are invited for the procurement of goods/services under the following categories:

| Sr # | ADP # | Description | Date of Purchase /Issue | Date of Submission OfBid | Opening date & time of tender | Tender fee (Nonrefundable) | Tender opening Address |
|------|-------|---|------------------------------|--------------------------|-------------------------------|----------------------------|------------------------------|
| 1 | 1069 | Plant and Machinery/ Equipment/ Installation/Furniture Fixture/ Transport (Coaster) Computer Hardware/newspaper, periodicals and books for Nursing And Paramedical School SASIMS Sehwan | From the Date of publication | 02-06-2026 up to 12- pm | 02-06-2026 up to 12.30 pm | Rs. 3,000/- | Committee Hall SASIMS Sehwan |
| 3 | 945 | Plant and Machinery/ Equipment's/ Installation/ Furniture Fixture/Transport Fork Lifter/ Computer Equipment/ Others for State of Art Ware House | | | | Rs.3000/- | |

Note:

- The tender documents shall be mandatorily downloaded from the official website of PPRA Sindh (EPADS), and no manual issuance of bidding documents shall be entertained.
- The bid price shall be deemed to be inclusive of all applicable Government taxes, levies, duties, and any other statutory obligations imposed by the Federal and Provincial Governments, and no separate claim in this regard shall be admissible.
- A non-refundable tender fee amounting to Rs. 3,000/- (Rupees Three Thousand only) shall be submitted in the form of a Pay Order drawn in favor of the Director, Sayed Abdullah Shah Institute of Medical Sciences Sehwan, bearing FTN No. 9030986-8.
- The Bid Security shall be furnished at the rate of 2% (two percent) of the quoted items, as specified in the approved Procurement Plan, in the shape of a Pay Order or Demand Draft in favor of the Director, Sayed Abdullah Shah Institute of Medical Sciences Sehwan, bearing FTN No. 9030986-8.
- The successful bidder shall be obligated to submit Performance Security equivalent to 5% (five percent) of the total contract value of the awarded items, in the form of Call Deposit Receipt (CDR) duly pledged in favor of the Director, Sayed Abdullah Shah Institute of Medical Sciences Sehwan.
- The original Bid Security, duly sealed, shall be submitted to the Procurement Wing prior to the submission deadline of bids. Non-submission of the same shall render the bid liable to outright rejection and disqualification.
- The bidder shall obtain an official Tender Receipt from the Procurement Branch upon submission of the prescribed tender fee through Pay Order. The said receipt must invariably be attached with the Technical Proposal, failing which the bid shall be considered non-responsive and rejected.

- In the event of any ambiguity, discrepancy, or inconsistency between the contents of the Tender Notice and the detailed Tender Documents, the provisions contained in the Tender Documents shall prevail and be deemed binding.
- All rates should be quoted under DDP basis.
- In case the bid opening date is declared a public holiday or any unforeseen or unavoidable circumstances arise, the bids shall be opened on the next working day at the same time and venue, without any further notice.
- The Director, Sayed Abdullah Shah Institute of Medical Sciences Sehwan reserves the absolute and unfettered right to increase or decrease the quantity of any item(s) specified in the schedule, at any stage, in accordance with SPPRA Rules, 2010 (as amended up to 2025), without assigning any reason thereof.



**DIRECTOR SAYED ABDULLAH
SHAH INSTITUTE OF MEDICAL
SCIENCE SHEWAN**



GOVERNMENT OF SINDH
HEALTH DEPARTMENT

NOTIFICATION

No.SO(PM&I)/2025-26/F.40(SASIMS): A Procurement Committee under Rules-7 of Sindh Public Procurement Rules 2010 (Amended up-to-date) is hereby constituted comprising the following for procurement for Nursing & Paramedical School of Sayed Abdullah Shah Institute of Medical Sciences Schwan during the financial year 2026-27.

| | | |
|---|---|----------|
| 1 | Director, SASIMS Schwan. | Chairman |
| 2 | Representative of Secretary, Health Department, Govt. of Sindh. | Member |
| 3 | Representative of Deputy Commissioner Jamshoro. | Member |
| 4 | Pharmacist, SASIMS Schwan. | Member |
| 5 | Procurement Officer, SASIMS Schwan. | Member |

TORs:

- The TORs / Functions / Responsibilities of the Procurement committee in accordance with Rule-8 of SPP Rules 2010 shall be as under:
- Preparing and/or Reviewing bidding documents;
 - Carrying out technical as well as financial evaluation of the bids;
 - Preparing evaluation report as provided in Rule-45;
 - Making recommendations for the award of contract to the competent authority; and
 - Perform any other function ancillary and incidental to the above.

SECRETARY HEALTH
GOVERNMENT OF SINDH


No.SO(PM&I)/2025-26/F.40(SASIMS):

Karachi, dated: 13th April 2026

C.C to:

- The Managing Director, Sindh Public Procurement Regulatory Authority, Karachi.
- The Deputy Commissioner concerned.
- The District Accounts Officer concerned.
- The Director, Sayed Abdullah Shah Institute of Medical Sciences Schwan.
- The Chairman & all members of the Committee.
- PS to Minister, Health & Population Welfare Department, Govt. of Sindh, Karachi.
- PS to Secretary Health, Govt. of Sindh, Karachi.


(ZULFIQAR ALI DARS)
DEPUTY SECRETARY (PM&I)





آفيس آف دي دائريڪٽر سيد عبدالله شاهه انسٽيٽيوٽ آف ميڊيڪل سائنسز سيوهڻ صحت کاتو، سنڌ حڪومت



تاريخ: 09/05/2026

فون نمبر: 025-4620317 فیکس نمبر: 025-4620833 اي ميل: sasims2015sehwan@gmail.com

Director SASIMS, Sehwan/(File)/- 2806/2809 نمبر

ٽينڊر گھرائڻ لاءِ نوٽيس (NIT) 2025-26

ڊائريڪٽر، سيد عبدالله شاهه انسٽيٽيوٽ آف ميڊيڪل سائنسز (SASIMS)، سيوهڻ، بااختيار ايڪشن، درآمد ڪنڊڙن، سپلائي ۽ سب-ڊسٽريبيوٽرز کان مهربند آڇون طلب ڪري ٿو. جيڪي انڪر ٽيڪس، جنرل سيلز ٽيڪس (GST) ۽ سنڌ روٽيٽيٽو بورڊ (SRB) وٽ رجسٽرڊ هجن. خريداري جو عمل سنڌ پبلڪ پروڪيورمينٽ ريگيوليٽري اٿارٽي (SPPRA) رولز 2010 (ترميم ٿيل 2025 تائين) جي رول نمبر 46 (هڪ مرحلي تي به لٽائي طريقا) QCB مالي سال 2025-2026 لاءِ ڪيو ويندو. هيٺين ڪيٽيگريز جي سامان/خدمتن جي خريداري لاءِ آڇون گھرايون وڃن ٿيون:

| شمار نمبر | ADP نمبر | ڊسڪريشن | جاري/خريداري جي تاريخ | واڪ جمع ڪرائڻ جي تاريخ | آڇ ڪلڻ جي تاريخ ۽ وقت | ٽينڊر في (ناقابل واپسي) | ٽينڊر ڪلڻ جو پتو |
|-----------|----------|--|-----------------------|---|-----------------------------------|-------------------------|------------------------------|
| 1 | 1069 | پلاٽ ۽ مشينري / اوزار / انسٽاليشن / فرنيچر فڪسچر / ٽرانسپورٽ (ڪوسٽر) ڪمپيوٽر هارڊويئر / اخبار، رسالا ۽ ڪتاب نرسنگ ۽ پيراميڊيڪل اسڪول SASIMS سيوهڻ لاءِ | اشاعت جي تاريخ کان | 02-06-2026 منجهند 12:00 وڳي تائين | 02-06-2026 منجهند 12:30 وڳي | 3,000 روپيا | ڪميٽي هال SASIMS سيوهڻ |
| 3 | 945 | پلاٽ ۽ مشينري / اوزار / انسٽاليشن / فرنيچر فڪسچر / ٽرانسپورٽ فورڪ لفٽر / ڪمپيوٽر سامان / ٻيو سامان اسٽيٽ آف آرٽ ويئر هائوس لاءِ | | | | 3,000 روپيا | |

نوٽ:

- ٽينڊر جا دستاويز لازمي طور تي PPRا سنڌ (EPADS) جي سرڪاري ويب سائيت تان ڏانهن لوڊ ڪيا وڃن. ڊٽ سان ڪوبه دستاويز جاري نه ڪيو ويندو.
- واڪ جي قيمت ۾ سڀ لاڳو حڪومتي ٽيڪس، ليون، ڊيوٽيز ۽ وفاقي يا صوبائي حڪومتن پاران لڳايل قانوني ذميوارين شامل سمجهيون وينديون.
- 3,000 روپيا ٽينڊر في (ناقابل واپسي) بي آرڊر جي شڪل ۾ ڊائريڪٽر سيد عبدالله شاهه انسٽيٽيوٽ آف ميڊيڪل سائنسز سيوهڻ جي نالي جمع ڪرائڻي پوندي (FTN No. 9030986-8).
- ٻڌ سيڪيورٽي ڪل رقم جو 2 سيڪڙو بي آرڊر يا ڀمانڊ ڊرافٽ جي شڪل ۾ جمع ڪرائڻي پوندي.
- ڪامياب واڪ ڏيندڙ کي ڪل ڪانٽريڪٽ جي قيمت جو 5 سيڪڙو پرفارمنس سيڪيورٽي طور جمع ڪرائڻي پوندي.
- اصل ٻڌ سيڪيورٽي واڪ جمع ڪرائڻ جي آخري تاريخ کان اڳ پروڪيورمينٽ ونگ ۾ جمع ڪرائڻ لازمي آهي. ٻي صورت ۾ آڇ رد ڪئي ويندي.
- واڪ ڏيندڙ کي پروڪيورمينٽ پراجيڪٽ مان سرڪاري ٽينڊر رسيد حاصل ڪرڻي پوندي. جيڪا ٽيڪنيڪل پروپوزل سان لڳائڻ لازمي آهي.
- ٽينڊر نوٽيس جي مواد ۽ تفصيلي ٽينڊر دستاويزن جي وچ ۾ ڪنهن به ابهام، تفاوت يا تضاد جي صورت ۾، ٽينڊر دستاويزن ۾ موجود شقون غالب رهنديون ۽ پابند سمجهيون وينديون.

- سڀ قيمتون لازمي طور تي DDP بنيادن تي ڏنيون وڃن.
- جيڪڏهن واڪ ڪلڻ جي تاريخ تي عام موڪل جو اعلان ڪيو وڃي يا ڪي به انٽر يا ناگزير حالتون پيدا ٿين، ته بوليون ايندڙ ڪم واري ڏينهن تي ساڳئي وقت ۽ هنڌ تي بغير ڪنهن وڌيڪ اطلاع جي ڪوليون وينديون.
- ڊائريڪٽر، سيد عبدالله شاهه انسٽيٽيوٽ آف ميڊيڪل سائنسز سيوهڻ، شيڊول ۾ بيان ڪيل ڪنهن به آئين جي مقدار کي ڪنهن به مرحلي تي، SPPRA رولز 2010 (ترميم ٿيل 2025 تائين) جي مطابق، ڪنهن به سبب پڌر ڪانساوا وڌائڻ يا گهٽائڻ جو مڪمل ۽ انٽر حق رکي ٿو.

ڊائريڪٽر
سيد عبدالله شاهه
انسٽيٽيوٽ آف ميڊيڪل
سائنسز، سيوهڻ

INF/KRY/1796/2026

WORK FOR SINDH
www.iwork4sindh.com



JOB PORTAL BY
INFORMATION DEPARTMENT



دفتر ڈائریکٹر سید عبداللہ شاہ انسٹی ٹیوٹ آف میڈیکل سائنسز سہون



محکمہ صحت حکومت سندھ

PHONE NO: 025-4620317 / FAX NO: 025-4620833

NO Director SASIMS Sehwan / (File) - 2806/2809

Email: sasims2015sehwan@gmail.com

تاریخ: 09/05/2026

اطلاع دعوت ٹینڈر (NIT) 2025-26

ڈائریکٹر، سید عبداللہ شاہ انسٹی ٹیوٹ آف میڈیکل سائنسز، سہون، بذریعہ پبلک سہولت فراہم کنندہ، سہولت فراہم کنندہ اور سپلائرز، سب ڈسٹری بیوٹرز۔ جو اگم ٹیس، جنرل سیلز ٹیکس (GST) اور سندھ ریونیو بورڈ (SRB) کے ساتھ باقاعدہ رجسٹرڈ ہوں۔ بند بولیاں طلب کرتے ہیں۔ یہ خریداری سندھ پبلک پروکوری منٹ رولز (SPPRA) Rules 2010 (جیسا کہ 2025 تک ترمیم شدہ ہے) کے قاعدہ نمبر 46 (مشکل اسٹیج) ٹوانڈیپ طریقہ کار (برطانیہ QCB) میتھ کے تحت مالی سال 2025-2026 کے لیے کی جائے گی۔

درج ذیل زمروں کے تحت اشیاء / خدمات کی خریداری کے لیے بولیاں طلب کی جاتی ہیں:

| سر نمبر | ADP # | تفصیل | خریداری / اجراء کی تاریخ | بولی جمع کرانے کی تاریخ | ٹینڈر کھولنے کی تاریخ وقت | ٹینڈر فیس (قابل واپسی) | ٹینڈر کھولنے کا پتہ |
|------------|----------|--|-----------------------------|----------------------------|------------------------------|---------------------------|----------------------------|
| 1 | 1069 | پائٹ اینڈ مشینری آلات / تنصیب / فرنیچر کیمپ / ارا انہورٹ (کوسٹ) / کیمرہ ڈیوڈیز / اخراجات، رسالے اور کتب۔ برائے نرسنگ اینڈ ہیڈ میڈیکل اسکول SASIMS سہون | اشاعت کی تاریخ سے | 02-06-2026 12 بجے تک | 02-06-2026 12:30 بجے تک | Rs. 3,000/- | سہون ہسپتال SASIMS سہون |
| 3 | 945 | پائٹ اینڈ مشینری آلات / تنصیب / فرنیچر کیمپ / ارا انہورٹ لوک نظر / کیمرہ آلات / آڈیو۔ برائے اسپینٹ آف دی آرٹ ڈیپارٹمنٹ | اشاعت کی تاریخ سے | 02-06-2026 12 بجے تک | 02-06-2026 12:30 بجے تک | Rs. 3,000/- | سہون ہسپتال SASIMS سہون |

نوٹ / شرائط و ضوابط

- ٹینڈر دستاویزات PPRا سندھ (EPADS) کی سرکاری ویب سائٹ سے لازمی ڈاؤن لوڈ کی جائیں گی؛ بولی دستاویزات کا دستی اجراء قابل قبول نہ ہوگا۔
- بولی کی قیمت تمام قابل اخلاق سرکاری ٹیکسوں، محسولات، ڈیوٹیوں اور وفاقی و صوبائی حکومتوں کی طرف سے عائد دیگر قانونی ذمہ داریوں پر مشتمل سمجھی جائے گی؛ اس سلسلے میں کوئی ملحدہ دعویٰ قابل قبول نہ ہوگا۔
- غیر قابل واپسی ٹینڈر فیس بمقدار - / 3,000 Rs. (روپے تین ہزار صرف) بصورت پے آرڈر بنام ڈائریکٹر، سید عبداللہ شاہ انسٹی ٹیوٹ آف میڈیکل سائنسز سہون، بیٹرنگ FTN No. 8-9030986 جمع کرائی جائے گی۔
- بذریعہ ٹرنڈی منظور شدہ پروکوری منٹ پلان میں درج اشیاء کی کل قیمت کے 2% (دو فیصد) کی شرح سے بصورت پے آرڈر یا ڈیپازٹ ڈرافٹ بنام ڈائریکٹر، سید عبداللہ شاہ انسٹی ٹیوٹ آف میڈیکل سائنسز سہون، بیٹرنگ FTN No. 8-9030986 جمع کرائی جائے گی۔
- کامیاب بولی دہندہ کو کل معاہداتی قیمت کے 5% (پانچ فیصد) کے مساوی پرفارمنس سیکورٹی بصورت کال ڈپازٹ ریسیٹ (CDR) بنام ڈائریکٹر، سید عبداللہ شاہ انسٹی ٹیوٹ آف میڈیکل سائنسز سہون، جمع کرنا لازمی ہوگا۔
- اصل بذریعہ ٹرنڈی، باقاعدہ سیل بند، بولیاں جمع کرانے کی آخری تاریخ سے قبل پروکوری منٹ ونگس کو پیش کی جائے۔ عدم جمع پر بولی ٹیکس مسترد اور نابل قرار دی جائے گی۔
- بولی دہندہ پے آرڈر کے ذریعے مقررہ ٹینڈر فیس جمع کرانے پر پروکوری منٹ برانچ سے سرکاری ٹینڈر ریسیٹ حاصل کرے؛ یہ رسید لازمی طور پر تکنیکی تجویز کے ساتھ منسلک کی جائے، بصورت دیگر بولی غیر جوابدہ قرار دی جائے گی۔
- ٹینڈر نوٹس اور تفصیلی ٹینڈر دستاویزات کے مندرجات میں کسی ابہام، تضاد یا تعارض کی صورت میں ٹینڈر دستاویزات کی اعلیٰ کو فوقیت حاصل ہوگی اور وہی حتمی تصور کی جائے گی۔
- تمام ترنڈ DDP بنیاد پر درج کیے جائیں۔
- اگر بولی کھولنے کی تاریخ سرکاری تعطیل قرار دی جائے یا کوئی غیر متوقع تاخیر صورت حال پیش آئے تو بولیاں اگلے کاری دن اسی وقت اور اسی مقام پر، بغیر کسی انسانی اطلاع کے، کھولی جائیں گی۔
- ڈائریکٹر، سید عبداللہ شاہ انسٹی ٹیوٹ آف میڈیکل سائنسز سہون، کو یہ حق حاصل ہے کہ وہ SPPRA Rules 2010 (جیسا کہ 2025 تک ترمیم شدہ ہے) کے تحت، کوئی وجہ بیان کیے بغیر، کسی بھی مرحلے پر ڈیڈول میں درج کیے ہوئے کام کو مسترد کرے۔



**OFFICE OF THE DIRECTOR
SAYED ABDULLAH SHAH INSTITUTE
OF MEDICAL SCIENCE SEHWAN
HEALTH DEPARTMENT GOVERNMENT OF SINDH**



PHONE NO: 025 4620317/ FAX NO: 025-4620833

Email: sasims2015schwan@gmail.com

NO.Director.SASIMS.Sehwan/(File)/- 2806/2809

DATED: 09 / 05 /2026

**NOTICE INVITING TENDER (NIT)
2025-26**

The Director, Sayed Abdullah Shah Institute of Medical Sciences, Sehwan, hereby invites sealed bids from well-reputed manufacturers, authorized agents, importers, and suppliers, sub-distributors duly registered with Income Tax, General Sales Tax (GST), and Sindh Revenue Board (SRB).

The procurement shall be conducted in accordance with Rule 46 (Single Stage - Two Envelope Procedure) by QCB Method of the Sindh Public Procurement Rules (SPPRA) Rules, 2010 (as amended up to 2025), for the Financial Year 2025-2026.

Bids are invited for the procurement of goods/services under the following categories:

| Sr # | ADP # | Description | Date of Purchase / Issue | Date of Submission Of Bid | Opening date & time of tender | Tender Fee (Non-refundable) | Tender opening Address |
|------|-------|---|------------------------------|---------------------------|-------------------------------|-----------------------------|------------------------------|
| 1 | 1069 | Plant and Machinery/ Equipment/ Installation/Furniture Fixture/ Transport (Coaster) Computer Hardware/newspaper, periodicals and books for Nursing And Paramedical School SASIMS Sehwan | From the Date of publication | 02-06-2026 up to 12- pm | 02-06-2026 up to 12.30 pm | Rs. 3,000/- | Committee Hall SASIMS Sehwan |
| 3 | 945 | Plant and Machinery/ Equipment's/ Installation/ Furniture Fixture/Transport Fork Lifter/ Computer Equipment/ Others for State of Art Ware House | | | | Rs:3000/- | |

Note:

- The tender documents shall be mandatorily downloaded from the official website of PPRRA Sindh (EPADS), and no manual issuance of bidding documents shall be entertained.
- The bid price shall be deemed to be inclusive of all applicable Government taxes, levies, duties, and any other statutory obligations imposed by the Federal and Provincial Governments, and no separate claim in this regard shall be admissible.
- A non-refundable tender fee amounting to Rs. 3,000/- (Rupees Three Thousand only) shall be submitted in the form of a Pay Order drawn in favor of the Director, Sayed Abdullah Shah Institute of Medical Sciences Sehwan, bearing FTN No. 9030986-8.
- The Bid Security shall be furnished at the rate of 2% (two percent) of the quoted items, as specified in the approved Procurement Plan, in the shape of a Pay Order or Demand Draft in favor of the Director, Sayed Abdullah Shah Institute of Medical Sciences Sehwan, bearing FTN No. 9030986-8.
- The successful bidder shall be obligated to submit Performance Security equivalent to 5% (five percent) of the total contract value of the awarded items, in the form of Call Deposit Receipt (CDR) duly pledged in favor of the Director, Sayed Abdullah Shah Institute of Medical Sciences Sehwan.
- The original Bid Security, duly sealed, shall be submitted to the Procurement Wing prior to the submission deadline of bids. Non-submission of the same shall render the bid liable to outright rejection and disqualification.
- The bidder shall obtain an official Tender Receipt from the Procurement Branch upon submission of the prescribed tender fee through Pay Order. The said receipt must invariably be attached with the Technical Proposal, failing which the bid shall be considered non-responsive and rejected.
- In the event of any ambiguity, discrepancy, or inconsistency between the contents of the Tender Notice and the detailed Tender Documents, the provisions contained in the Tender Documents shall prevail and be deemed binding.
- All rates should be quoted under DDP basis.
- In case the bid opening date is declared a public holiday or any unforeseen or unavoidable circumstances arise, the bids shall be opened on the next working day at the same time and venue, without any further notice.
- The Director, Sayed Abdullah Shah Institute of Medical Sciences Sehwan reserves the absolute and unfettered right to increase or decrease the quantity of any item(s) specified in the schedule, at any stage, in accordance with SPPRA Rules, 2010 (as amended up to 2025), without assigning any reason thereof.

**DIRECTOR SAYED ABDULLAH
SHAH INSTITUTE OF MEDICAL
SCIENCE SHEWAN**

INF/KRY/1796/26

IWORK FOR SINDH
www.iwork4sindh.com

JOB PORTAL BY INFORMATION DEPARTMENT



**SAYED ABDULLAH SHAH INSTITUTE OF MEDICAL SCIENCES
HEALTH DEPARTMENT, GOVERNMENT OF SINDH**



STANDARD BIDDING DOCUMENT

PROCUREMENT OF MANIKIN, TRAINING SIMULATOR, TRAINING MODEL, FURNITURE/FIXTURE AND DEVICES, IT EQUIPMENTS FOR FOLLOWING ADP SCHEME

| S# | ADP No# | NAME OF SCHEME |
|----|---------|--|
| 1 | 1069 | ESTABLISHMENT OF NURSING AND PARA MEDICAL SCHOOL AT SEHWAN SHAIRF DISTRICT JAMSHORO SINDH" |






FINANCIAL YEAR 2025-26

DUE ON 02-June 2026 at 12:00 PM

@Abullah Shah Institute Sehwan Sharif

(Single Stage–Two Envelope Procedure by QCB Method)

PREPARED/REVIEWED BY FOLLOWING MEMBERS OF TECHNICAL COMMITTEE

1. Dr. M. Moinuddin Siddiqui (Director SASIMS) Chairman of Procurement Committee _____ 
2. MR. Babur Ali (Assitant Commissioner Sehwan) Member _____ 
3. MR. Altaf Hussain Rajpar (Deputy Director Health Department wing) Member _____ 
4. MR. Mansoor Ali Soomro (Procurement Officer) Member _____ 
5. MR. Abid Ali Daudphoto (Pharmacist) Member _____ 



SECTIONS OF THE TENDER

| TENDER TITLE |
|--|
| SECTION A Plant & Machinery/ Equipment for Nursing & Paramedical School |
| SECTION B Furniture & Fixture for Nursing & Paramedical School |
| SECTION C Coaster (30- Seater) |
| SECTION D COMPUTER/ I. T EQUIPMENTS |
| SECTION E OTHERS NEWS PAPERS/ PERIODICALS AND BOOKS BOOKS FOR NURSING COLLEGE |

PREPARED/REVIEWED BY FOLLOWING MEMBERS OF TECHNICAL COMMITTEE

1. Dr. M. Moinuddin Siddiqui (Director SASIMS) Chairman of Procurement Committee _____
2. MR. Babur Ali (Assitant Commissioner Sehwan) Member _____
3. MR. Altaf Hussain Rajpar (Deputy Director Health Department wing) Member _____
4. MR. Mansoor Ali Soomro (Procurement Officer) Member _____
5. MR. Abid Ali Daudphoto (Pharmacist) Member _____

**SAYED ABDULLAH SHAH INSTITUTE OF MEDICAL SCIENCES
HEALTH DEPARTMENT, GOVERNMENT OF SINDH**



TABLE OF CONTENT

| S. No. | DESCRIPTION | PAGE |
|--------|--|------|
| 1. | Salient Feature | 03 |
| 2. | Terms & Conditions | 07 |
| 3 | Documents Checklist | 12 |
| 4. | Evaluation Criteria & Bidder Details | 15 |
| 5. | Technical Specifications of Medical Equipment | 47 |
| 6 | Human Resource Including Detail of Technical Team (Form A) | 106 |
| 7 | Major Spare Parts (Form C) | 107 |
| 8 | Compliance Sheet/Technical Evaluation Sheet (Form D) | 109 |
| 9 | Financial Evaluation Sheet (Form E) | 108 |
| 10 | Manufacturer Authorization Form (Form F) | 110 |
| 11 | List of Installation/Reference Client (Form G) | 111 |
| 12 | Performance Certificate (Form H) | 112 |
| 13 | Bid Letter Form | 114 |
| 14 | Contract Agreement Form | 115 |
| 15 | Bank Guarantee Form | 116 |
| 16 | Integrity Pact | 118 |
| 17 | Bid Form & Price Schedule | 119 |
| 18 | Schedule of Requirements | 121 |

PREPARED/REVIEWED BY FOLLOWING MEMBERS OF TECHNICAL COMMITTEE

i. Dr. M. Moinuddin Siddiqui (Director SASIMS) Chairman of Procurement Committee _____

ii. MR. Babur Ali (Assistant Commissioner Sehwan) Member _____

iii. MR. Altaf Hussain Rajpar (Deputy Director Health Department wing) Member _____

iv. MR. Mansoor Ali Soomro (Procurement Officer) Member _____

v. MR. Abid Ali Daudphoto (Pharmacist) Member _____

**SAYED ABDULLAH SHAH INSTITUTE OF MEDICAL SCIENCES
HEALTH DEPARTMENT, GOVERNMENT OF SINDH**





SALIENT FEATURES OF THE TENDER


| | | |
|-----|---|---|
| 1. | Name of Work & Address | PURCHASE OF Nursing and Para Medical School at Office of the Director Sayed Abdullah Shah Institute Sehwan Sharif |
| 2. | Time & Date of issue of Tenders | From the date of publishing to submission of Technical Proposal, during office hours. |
| 3. | Method of opening of Tender | Single Stage–Two Envelopes; as per SPPRA-Rules 2010 (Amended up-to-date) on online EPAD system. No Manual Bid will be accepted. |
| 4. | Date & Time of Submission of Tenders | As published in news papers It should be (As mentioned in Notice inviting tender). |
| 5. | Date & Time of Opening of Tenders/ Technical Proposals | As published in newspapers/on EPAD system It should be (As mentioned in Notice inviting tender). |
| 6. | Date of Opening of Financial Proposals | As informed by the Chairman of Procurement Committee to all participants |
| 7. | Venue of submission & opening of Tenders | Committee Hall of Sayed Abdullah Shah Institute Sehwan Sharif |
| 8. | Validity of Tenders | 90 days as per Sindh Public Procurement Rules, 2010 (Amended till date). |
| 9. | Amount of Earnest Money/Bid Security | Photocopy (without showing amount) 2% of the Contract value total quoted amount in shape of Pay Order / Call Deposit from scheduled Bank in favor of Office of the Director Sayed Abdullah Shah Institute Sehwan Sharif to be submitted along with Technical Proposal Original CDR copy must be submitted before opening of bids. |
| 10. | Supply of Equipment | Within up to 16 weeks after the Purchase order in case of DDP. However, this period is extendable as per mutual agreement/demand of the situation. |
| 11. | Installation Period | It will start after receiving of equipment at site. It will start after satisfactory installation of equipment at site. |
| 12. | Maintenance Period | It will start after the satisfactory installation of the equipment and issuance of Installation Certificate from the concerned official. This period will remain functional till three years with replacement of parts. |
| 13. | Warranty Period with replacement of Parts and services | As mentioned in technical specification of the equipment, otherwise the warranty period of parts with Free of cost replacement will be for three years. |

PREPARED/REVIEWED BY FOLLOWING MEMBERS OF TECHNICAL COMMITTEE

1. Dr. M. Moinuddin Siddiqui (Director SASIMS) Chairman of Procurement Committee 

2. MR. Babur Ali (Assistant Commissioner Sehwan) Member 

3. MR. Altaf Hussain Rajpar (Deputy Director Health Department (wing) Member 

4. MR. Mansoor Ali Soomro (Procurement Officer) Member 

5. MR. Abid Ali Daudphoto (Pharmacist) Member 

**SAYED ABDULLAH SHAH INSTITUTE OF MEDICAL SCIENCES
HEALTH DEPARTMENT, GOVERNMENT OF SINDH**



| | | |
|-----|--|--|
| | | Alongwiththreeyearsreeservice&maintenance fromthedateof Installation. |
| 14. | (a)Contract Agreement Stamp Paperrequirementfor Agreement | The Contractor shall enter & execute a formal Agreementas perthe"Form" annexedwithsuch modification as may be necessary. -Rs.0.35%ofthe Contract Valueorasprescribed by Government Laws. |
| 15. | Releaseof Earnest Money/Bid Security | Toun-successfulbidders, afterfinancialbidisopenedor technical bid is rejected. Earnest Moneywill bereleasedtosuccessful Bidderafter purchase order is released but after 5% performance Security submission. |
| 16. | Security Deposit | 5%Security Depositintheshape Pay Order will be submitted by Contractor with Procuring Agency which will be released as per item 20. Bank Guarantee of equal amount will also be acceptable. |
| 17. | Releaseof Security Deposit | Aftercompletionofinstallationandmaintenanceof Defect Liability period. |
| 18. | Variationin Contract Price | No variation in price shall be allowed on any ground includingcurrencyfluctuation/variationorwhatsoever. |
| 19. | Discrepancy | Ifthereisanydiscrepancybetween Salient Featuresof Tender /Bidding Documents and respective contents mentioned elsewhere, Salient Features / Terms & Conditions and Additional Terms & Conditionsof Tenderwillgovern. |
| 20. | Taxes | Alltaxeswill bedeductedas perprevalentlawsof Country. |
| 21. | Approvedmakes | Asmentionedinitems specifications. |
| 22. | Special Note Regarding Equipment | Technicaloffers/ Commercialoffersfailingto demonstratebelowdetailswouldberejected: a. Quotedsystemmustbeofadvanced&latestversion. |

'PREPARED/REVIEWED BY FOLLOWING MEMBERS OF TECHNICAL COMMITTEE

- i. Dr. M. Moinuddin Siddiqui (Director SASIMS) Chairman of Procurement Committee _____
- ii. MR. Babur Ali (Assitant Commissioner Sehwan) Member _____
- iii. MR. Altaf Hussain Rajpar (Deputy Director Health Department wing) Member _____
- iv. MR. Mansoor Ali Soomro (Procurement Officer) Member _____
- v. MR. Abid Ali Daudphoto (Pharmacist) Member _____

**SAYED ABDULLAH SHAH INSTITUTE OF MEDICAL SCIENCES
HEALTH DEPARTMENT, GOVERNMENT OF SINDH**



| | | |
|-----|--|--|
| | | <p>b. Tender must cover complete equipment.</p> <p>c. Tender must cover complete range of disposables/kits accessories.</p> <p>d. Tender must provide all technical details up to the satisfaction of the end user.</p> <p>Items should be quality approved from the concerned international body of the respective industry.</p> |
| 23. | (a) Inspection of Imported equipment manufacturing site by the client. | After the award of Purchase Order, Suppliers shall take two persons to the manufacturing site and bear all expenses of visit in case the cost any equipment of Supply Order is 50 million or above. |
| | (b) Training | Supplier will provide on-site successful training to all the personnel working on/operating the said Equipment/ Machine as long as the need prevail. |
| 24. | Maintenance. | Maintenance cost for all items for Two years from the date of successful Installation shall be undertaken by the Contractor (Maintenance includes all Parts & Labor, etc. with sufficient staff, during maintenance period). |
| 25. | Default in Preventive Maintenance, Breakdown and Emergency Calls. | <ul style="list-style-type: none"> • In case of default by the Contractor with respect to maintenance, break down and emergency calls, the same will be carried out within 24 hours by the Procuring Agency and the costs incurred will be paid from the Retention Money. • Moreover an additional 10% of the amount spent would be charged from the concerned contractor being defaulter. |
| 26. | Cost to be quoted in BOQ. | <ul style="list-style-type: none"> • The Contractor shall quote price in DDP only, of the Equipment's including custom clearance etc. and delivering of Equipment at site with Installation & Commissioning cost. • It should also include cost during maintenance period including the parts and maintenance staff. |

PREPARED / REVIEWED BY FOLLOWING MEMBERS OF TECHNICAL COMMITTEE

1. Dr. M. Moinuddin Siddiqui (Director SASIMS) Chairman of Procurement Committee _____

2. MR. Babur Ali (Assistant Commissioner Sehwan) Member _____

3. MR. Altaf Hussain Rajpar (Deputy Director Health Department wing) Member _____

4. MR. Mansoor Ali Soomro (Procurement Officer) Member _____

5. MR. Abid Ali Daudphoto (Pharmacist) Member _____

**SAYED ABDULLAH SHAH INSTITUTE OF MEDICAL SCIENCES
HEALTH DEPARTMENT, GOVERNMENT OF SINDH**



| | | |
|-----|------------------------------|--|
| 27. | Criteria for bid evaluation. | Merit Point Evaluation (Most Advantageous Bid) The items ranked highest in merit points (obtained through and based on technical and financial evaluation) shall be considered as most advantageous bid. |
|-----|------------------------------|--|

| | | |
|-----|-------------------|--|
| 28. | Award of Contract | The Procuring agency will award the contract to the successful Bidder whose bid has been determined to be substantially responsive and has been determined to be the Most Advantageous Bid, provided further that the Bidder is determined to be qualified to perform the contract satisfactorily. |
|-----|-------------------|--|

PREPARED / REVIEWED BY FOLLOWING MEMBERS OF TECHNICAL COMMITTEE

1. Dr. M. Moinuddin Siddiqui (Director SASIMS) Chairman of Procurement Committee _____

2. MR. Babur Ali (Assistant Commissioner Sehwan) Member _____

3. MR. Altaf Hussain Rajpar (Deputy Director Health Department wing) Member _____

4. MR. Mansoor Ali Soomro (Procurement Officer) Member _____

5. MR. Abid Ali Daudphoto (Pharmacist) Member _____

**SAYED ABDULLAH SHAH INSTITUTE OF MEDICAL SCIENCES
HEALTH DEPARTMENT, GOVERNMENT OF SINDH**



TERMS & CONDITIONS OF TENDER

1. The Contractors responsible for Supply, Installation, Testing and Commissioning of Medical Equipment, Machinery items, Instruments & Furniture & Fixture while Installing Equipment at no extra-cost. So, the Contactors should take into account all such expenditures while quoting the bid.
2. In Technical Bid, the bidder must provide original data sheet, technical brochure, and all other relevant documents, along with copy of Pay Order / Bank Draft without showing the amount figure otherwise, the bid will be ignored/rejected. The technical evaluation will be done on the basis of criteria given in tender document.
3. The vendor has to fill up compliance sheet with YES/NO or put value as desired in the column against provided specification. These specifications must be highlighted in the brochure attached; else the offer will be rejected.
4. In Financial Bid, the vendor should mention financial offer of Pay Order/Bank Draft/2% value of quoted item amount in favor of, Office of the Director Sayed Abdullah Shah Institute Sehwan Sharif, Bid Security (in Original) must be submitted in sealed envelope to the procuring Agency before opening of tender.
5. The Supply order shall be placed on DDP basis the bidder should supply the items within time as specified in Tender Document i.e. 16 weeks. This period is extendable as per mutual agreement/demand of situation.
6. The disclosure of firm's price at the time of opening of Technical bid will result in the rejection of the bid.
7. No tender will be entertained without earnest money. The earnest money will be forfeited to Government Treasury, in case of non-submission of security money within seven (7) days of receipt of the offer letter.
8. Only Manufacturer, its Sole Agent or Authorized Distributors/sub distributors can quote Device, Equipment/Machinery.
9. For Single Stage Two Envelope Sections of the tender, first scrutiny of Technical Bid will be performed by the Procurement Committee. Financial Bids of only those firms will be opened who are qualified technically.
10. Certificate from the Sole Agent/Manufacturer has fully equipped Workshop Trained Personnel/ Engineers and Equipment should be provided in the technical bid, and it can be physically verified by the administration of Office of the Director Sayed Abdullah Shah Institute Sehwan Sharif. The warranty period will commence from the date of installation of the Equipment at Office of the Director Sayed Abdullah Shah Institute Sehwan Sharif. Firm must provide completed details of their financial standing, listing of similar items supplied in Pakistan, available local stock of items and details of office with number of personals.
11. The vendor has to quote only one rate for each item as per tender specifications. Hand written tenders or any over writing, cutting, should be signed.
12. Vendor should quote the items they intend to supply.
13. The bidder shall submit with the bid, an Undertaking on Non-Judicial stamp paper of Rs.50/- duly attested by Oath Commissioner, stating that the medical equipment will be supplied brand new, free from defects as

PREPARED/REVIEWED BY FOLLOWING MEMBERS OF TECHNICAL COMMITTEE

1. Dr. M. Moinuddin Siddiqui (Director SASIMS) Chairman of Procurement Committee _____
2. MR. Babur Ali (Assistant Commissioner Sehwan) Member _____
3. MR. Altaf Hussain Rajpar (Deputy Director Health Department wing) Member _____
4. MR. Mansoor Ali Soomro (Procurement Officer) Member _____
5. MR. Abid Ali Daudphoto (Pharmacist) Member _____

**SAYED ABDULLAH SHAH INSTITUTE OF MEDICAL SCIENCES
HEALTH DEPARTMENT, GOVERNMENT OF SINDH**



per the approved specification, also provide two years warranty for service and

maintenance and will bind himself for availability of spares for a period of 10 years from the date of supply. In case of winding up of his business, the supplier will be bound to make an alternate arrangement of spares and maintenance of medical equipment. In case of default, depreciated cost of medical equipment will be recoverable from vendor.

14. If it has been found that the information submitted by the bidder regarding his qualification and professional, technical, financial, legal or managerial competence as supplier / contractor is / was false and materially inaccurate or incomplete at any stage, then the bidder will be disqualified.
15. Suppliers/Contractors will be responsible for supply at consignee end, free of cost and also responsible for free installation work, if required. Equipment will be handed over to the Store Keeper will be handed over to Store Keeper Office of the Director Sayed Abdullah Shah Institute Sehwan Sharif (Price escalation will not be allowed.)
16. If vendor doesn't supply medical equipment in accordance with the supply order or fails to supply according to terms and conditions or in case of any other default, the Performance Security and Security Deposit would be forfeited and further action as per SPPRA rule would be taken against such vendor.
17. If the supplier fails to give supply and install within the stipulated period, Liquidated charges will be imposed.
18. The decision once taken will be final and will not be challenged in any Court of Law.
19. A copy of Income Tax and GST Registration Certificate should be attached along with Technical Bid.
20. The bidding firm must be registered with PNRA department for a minimum past three years (for Radiology items).
21. The bidders shall furnish copy of ATL (Active Tax Payer List certificate).
22. The bidders shall furnish three years Income Tax Return Certificate.
23. Conditional Tender(s) against the Government rules and non-compliance of instructions mentioned in Tender Form & Hand written tender(s) will not be entertained.
24. The vendor should submit a Data Sheet according to the Tender Specifications Form as mentioned in the tender and highlight the tender specifications in their Technical Data Sheet. Additional Features can be mentioned separately.
25. In case the information provided by bidder in Data Sheet as per Clause No. 30 is incomplete or incorrect, the quoted item will be liable for rejection.
26. Supplier must have to provide Manual book with circuit diagram where applicable.
27. Supplier must have to arrange training on site for concerned technical staff for the supply of Equipment Procurement Committee,, Office of the Director Sayed Abdullah Shah Institute Sehwan Sharif the right to reject or accept any / all tender(s) as per SPPR-2010 (Amended 2019).

PREPARED/REVIEWED BY FOLLOWING MEMBERS OF TECHNICAL COMMITTEE

1. Dr. M. Moinuddin Siddiqui (Director SASIMS) Chairman of Procurement Committee _____

2. MR. Babur Ali (Assistant Commissioner Sehwan) Member _____

3. MR. Altaf Hussain Rajpar (Deputy Director Health Department wing) Member _____

4. MR. Mansoor Ali Soomro (Procurement Officer) Member _____

5. MR. Abid Ali Daudphoto (Pharmacist) Member _____

**SAYED ABDULLAH SHAH INSTITUTE OF MEDICAL SCIENCES
HEALTH DEPARTMENT, GOVERNMENT OF SINDH**



28. The system will have the minimum uptime 95% in case of downtime beyond this period the following

penalty will be applied:

- a) 95% to 100% No penalty.
- b) 90% to 95% the warranty period will be extended by the number of days system is down.
- c) 85% to 90% warranty period will be extended 1.5 times the downtime period.
- d) 80% to 85% warranty period will be extended two times the downtime period and supplier is supposed to give justification of delay.
- e) Uptime less than 80% hospital will complain to the Principal to take action against the supplier and warranty will be three times for the downtime period.
- f) However, PPM (Periodic Preventive Maintenance) will not be considered in the downtime and PPM of the system will be done as per manufacturer recommendation.

29. Payment of DDP basis, the vendor shall submit Bill/Invoice for the purchase order value after delivery, installation and issuance of satisfactory report by the end user.

30. Bids shall remain valid for 90 days after the date of bid opening and same may be extended in terms of Rule 38 (2) (3) (4) of SPPRA Rules.

31. Bid should be inclusive of all Government taxes (if applicable) and the same will be paid by the Contractor except withholding tax and 0.35% Stamp Duty which will be deducted at source in office of the Accountant General Sindh Karachi.

32. The bid security will be forfeited to the Government, if the bidder withdraws his bid after opening and before the expiry of the bid validity period or fails to sign the contract in stipulated time if the bid is accepted.

33. The Procuring Agency may reject all or any bid at any time prior to the acceptance of a bid or proposals, subject to the relevant provision of SPP Rules, 2010 (Amended 2019 up-to-date). Payment will be made within four weeks after receipt of bill / invoice duly filled in all respects.

34. Prices quoted shall remain valid up to 90 Days.

35. Registration from Sindh Revenue Board is not required in procurement of Goods.

I/We agree to above mentioned terms & conditions:

Name of Contractor Signature (CNIC NO (Copy must be attached).)

PREPARED/REVIEWED BY FOLLOWING MEMBERS OF TECHNICAL COMMITTEE

1. Dr. M. Moinuddin Siddiqui (Director SASIMS) Chairman of Procurement Committee _____

2. MR. Babur Ali (Assistant Commissioner Sehwan) Member _____

3. MR. Altaf Hussain Rajpar (Deputy Director Health Department wing) Member _____

4. MR. Mansoor Ali Soomro (Procurement Officer) Member _____

5. MR. Abid Ali Daudphoto (Pharmacist) Member _____

SAYED ABDULLAH SHAH INSTITUTE OF MEDICAL SCIENCES
HEALTH DEPARTMENT, GOVERNMENT OF SINDH



Full Address
er Stamp

PREPARED/REVIEWED BY FOLLOWING MEMBERS OF TECHNICAL COMMITTEE

1. Dr. M. Moinuddin Siddiqui (Director SASIMS) Chairman of Procurement Committee _____

2. MR. Babur Ali (Assistant Commissioner Sehwan) Member _____

3. MR. Altaf Hussain Rajpar (Deputy Director Health Department wing) Member _____

4. MR. Mansoor Ali Soomro (Procurement Officer) Member _____

5. MR. Abid Ali Daudphoto (Pharmacist) Member _____

**SAYED ABDULLAH SHAH INSTITUTE OF MEDICAL SCIENCES
HEALTH DEPARTMENT, GOVERNMENT OF SINDH**




For All SECTIONS

DOCUMENT CHECKLIST

Please review the following list of all documents to be enclosed with the Technical Proposal. These are the "MANDATORY DOCUMENTS" non-submission of any one of the mandatory documents will lead to disqualification and no further assessment of tender will not be done hence "TECHNICALLY REJECTED"

| S. NO | DOCUMENT DESCRIPTION | YES/NO | PAGE# |
|-------|---|--------|-------|
| 1 | Tender Purchase Receipt(Original)(Mandatory) | | |
| 2 | Bid Security(Copy with value hidden in Technical Proposal; Original should be submitted before the opening of bids. | | |
| 3 | Bidding Documents(Duly filled, Signed & Stamped by Bidder) | | |
| 4 | Technical Proposal on Bidder's Letterhead | | |
| 5 | Compliance sheet on letterhead(Mandatory) | | |
| 6 | Undertaking(as per sample form) | | |
| 7 | Certificate(as per sample form) | | |
| 8 | Income Tax & GST Registration Certificate | | |
| 9 | SECP Incorporation Certificate(where applicable) | | |
| 10 | PNR Registration Certificate(where applicable) | | |
| 11 | PEC Registration of Firm & Qualified Engineer's Certificate(where applicable) (Mandatory for Service works) | | |
| 12 | DRAP Establishment license showing Importer/Manufacturer of medical devices.(where Applicable) | | |
| 13 | DRAP Product Establishment/Registration | | |
| 14 | Company Profile | | |
| 15 | Bank Account Maintenance Certificate | | |
| 16 | Income Tax Returns(last 3 years) | | |
| 17 | Workshop for After Sales Services(Mandatory) | | |
| 18 | Technical Team Details(Workshop details & Technical Staff Biodata with Training Certificates) | | |
| 19 | Manufacturer's Authorization for the sole distributor /sub distributor | | |
| 20 | Catalogue/Brochures (original) | | |
| 21 | Product Technical Data Sheet | | |


PREPARED/REVIEWED BY FOLLOWING MEMBERS OF TECHNICAL COMMITTEE

1. Dr. M. Moinuddin Siddiqui (Director SASIMS) Chairman of Procurement Committee 

2. MR. Babur Ali (Assistant Commissioner Sehwan) Member 

3. MR. Altaf Hussain Rajpar (Deputy Director Health Department Wing) Member 

4. MR. Mansoor Ali Soomro (Procurement Officer) Member 


5. MR. Abid Ali Daudphoto (Pharmacist) Member 

**SAYED ABDULLAH SHAH INSTITUTE OF MEDICAL SCIENCES
HEALTH DEPARTMENT, GOVERNMENT OF SINDH**





| | | | |
|----|---|--|--|
| 22 | ISO 9001 of bidder (where applicable) (websites link must be provided for verification) | | |
| 23 | ISO 13485 of Manufacturer (where applicable) (websites link must be provided for verification) (where Applicable) | | |
| 24 | CE/FDA 510(K)/JIS/MHLW (where applicable) (websites link must be provided for verification) | | |

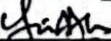
PREPARED/REVIEWED BY FOLLOWING MEMBERS OF TECHNICAL COMMITTEE

u. Dr. M. Moinuddin Siddiqui (Director SASIMS) Chairman of Procurement Committee 

i. MR. Babur Ali (Assistant Commissioner Sehwan) Member 

.. MR. Altaf Hussain Rajpar (Deputy Director Health Department (wing) Member 

). MR. Mansoor Ali Soomro (Procurement Officer) Member 

. MR. Abid Ali Daudphoto (Pharmacist) Member 

**SAYED ABDULLAH SHAH INSTITUTE OF MEDICAL SCIENCES
HEALTH DEPARTMENT, GOVERNMENT OF SINDH**



Note:

- Mandatory documents are mentioned.
- All pages of the bid, except for un-amended printed literature, shall be initialed by the Bidder.

BIDDER'S DETAILS FOR NOTICE PURPOSES

| | |
|----------------------|--|
| Bidder Name: | |
| Address: | |
| Tel No. | |
| Fax No. | |
| Contact Person Name: | |
| Mobile No. | |
| Email Address: | |

PREPARED/REVIEWED BY FOLLOWING MEMBERS OF TECHNICAL COMMITTEE

1. Dr. M. Moinuddin Siddiqui (Director SASIMS) Chairman of Procurement Committee _____

2. MR. Babur Ali (Assistant Commissioner Sehwan) Member _____

3. MR. Altaf Hussain Rajpar (Deputy Director Health Department wing) Member _____

4. MR. Mansoor Ali Soomro (Procurement Officer) Member _____

5. MR. Abid Ali Daudphoto (Pharmacist) Member _____

**SAYED ABDULLAH SHAH INSTITUTE OF MEDICAL SCIENCES
HEALTH DEPARTMENT, GOVERNMENT OF SINDH**



Note:

EVALUATION CRITERIA

Financial proposal must be submitted on company letter head duly signed and stamped. Bidder is required to type their offer in figure and as well as in words of the total amount; else the offer would be rejected.

EVALUATION/QUALIFICATION

1. The procuring agency reserves the right to evaluate and compare the bids on itemized basis OR on basis of a group of similar nature goods OR goods compatible with each other.
2. The following merit point system for weighing evaluation factors/criteria will be applied for technical proposals.
3. Bidders achieving minimum 70% marks will be considered as qualified beside compliant of all mandatory clauses. Documentary evidence must be attached in support of each parameter.
4. Any Bid not meeting the mandatory requirements of evaluation criteria will be disqualified/rejected straight away and will not be considered for further evaluation.
5. Provide website link of product certification for online verification.

A. PRODUCT EVALUATION

| S# | PARAMETERS/SUB-PARAMETERS | Total Marks |
|-----|--|-------------|
| 1 | Conformity to the Purchaser's Specifications (Mandatory) | 30 |
| 1.1 | Fully compliant with the required specifications | 30 |
| 1.2 | Compliant with minor deviation (up to 5% subject to main function is not affected) | 25 |
| 1.3 | Compliant with minor deviation (up to 10% subject to main function is not affected) | 20 |
| 1.4 | Non-compliant to required specifications | Disqualify |
| 2 | Trained Product Specialist | 10 |
| 2.1 | Two marks for each Foreign Technical Graduate Engineer with PEC Registration in Sindh for the quoted product (Factory/OEM level service training). | 06 |
| 2.2 | Two marks for each Foreign Trained Science Graduate in Sindh for the quoted product (Factory/OEM level application training). | 04 |
| 3 | Product Certification | 10 |
| | <ul style="list-style-type: none"> ● USA Food & Drug Administration (USA-FDA) ● European Community (CE) MDD ● Japan Industrial Standard (JIS)/Japan Quality Assurance Organization (JQAO)/ Certificate issued by Ministry of Health, Labor and Welfare Govt. of Japan | |
| 3.1 | All Three of the above | 10 |
| 3.2 | Any two | 7 |

PREPARED/REVIEWED BY FOLLOWING MEMBERS OF TECHNICAL COMMITTEE

1. Dr. M. Moinuddin Siddiqui (Director SASIMS) Chairman of Procurement Committee _____

2. MR. Babur Ali (Assistant Commissioner Sehwan) Member _____

3. MR. Altaf Hussain Rajpar (Deputy Director Health Department wing) Member _____

4. MR. Mansoor Ali Soomro (Procurement Officer) Member _____

5. MR. Abid Ali Daudhpoto (Pharmacist) Member _____

SAYED ABDULLAH SHAH INSTITUTE OF MEDICAL SCIENCES
HEALTH DEPARTMENT, GOVERNMENT OF SINDH



| | | |
|------------------------------------|----------|----|
| 3 | Only One | 3 |
| TOTAL MARKS PRODUCT EVALUATION (A) | | 50 |

PREPARED/REVIEWED BY FOLLOWING MEMBERS OF TECHNICAL COMMITTEE

1. Dr. M. Moinuddin Siddiqui (Director SASIMS) Chairman of Procurement Committee _____
2. MR. Babur Ali (Assistant Commissioner Sehwan) Member _____
3. MR. Altaf Hussain Rajpar (Deputy Director Health Department wing) Member _____
4. MR. Mansoor Ali Soomro (Procurement Officer) Member _____
5. MR. Abid Ali Daudphoto (Pharmacist) Member _____

**SAYED ABDULLAH SHAH INSTITUTE OF MEDICAL SCIENCES
HEALTH DEPARTMENT, GOVERNMENT OF SINDH**



B. BIDDER EVALUATION

| S# | PARAMETERS/SUB-PARAMETERS | Total Marks |
|-----|--|-------------|
| 4. | Manufacturer's Authorization(Mandatory) | 10 |
| 4.1 | Bidderis OEMdirectrepresentativeorthe Sole Distributorforlast 5 yearsormore. (Authorization certificate attested by embassy must be provided) | 10 |
| 4.2 | Bidderis OEMdirectrepresentativeorthe Sole Distributorformorethan 03 yearsbut less than 5 years. (Authorization certificate attested by embassy must be provided) | 8 |
| 4.3 | Bidderis OEMdirectrepresentativeorthe Sole Distributorfor 02 yearsorless (Authorization certificate attested by embassy must be provided) | 5 |
| 4.4 | Bidderis OEMdirectrepresentativeorthe Sole Distributorfor 01 yearsorless (Authorization certificate attested by embassy must be provided) | Disqualify |
| 5. | Human Resource | 06 |
| 5.1 | Diplomaof Associate Engineer(DAE)inelectrical/electronic/biomedical/ mechatronics/ mechanical / industrial. DAE certificate must be submitted. (0.5 mark foreachcertificate) | 2 |
| 5.2 | Graduate Engineer with PEC Registration in biomedical, electronics, and mechatronics, mechanical, industrial. PECregistrationcardoftheengineermustbesubmitted.(1 markfor each Engineer) | 4 |
| 6. | Networking (Where Applicable) | 04 |
| 6.1 | Networkingsetupacross Pakistan(1 markforeachsetup)(verifiable)(proofof registered office and workshop must be provided) | 04 |
| 7. | Past Experience/Performance | 10 |
| 7.1 | Bidder's priorexperiencefor supplyingthe same nature ofproduct. Performance certificateof at least 05 public hospitals having minimum 5 years' Experience along with Installation Report and Supplyorder/Purchase Orderofthefirm inlast 5 years, onletterhead, signedandstamped by the Head of institution of public sector. Onemarkforeachaftersalesatisfactoryperformancecertificate. | 05 |
| 7.2 | Bidder's priorexperienceforsupplyingthe samenatureofproduct. Performancecertificate of at least 05 reputable private hospitals having minimum 5 years' Experience along with Installation Report and Supply order/ Purchase Order of thefirm in last 5 years, on letter head, signed and stampedby the Head of institutionof privatesector. Onemarkforeachaftersalesatisfactoryperformancecertificate. | 05 |
| 8. | Turnovertotalduringlastthree(03)financialyears(Audited Statementsof Accounts and Income Tax Return Forms must be attached as supporting documents) | 10 |
| 8.5 | Turnoverlast 3 yearequal orabove PKR 300 million | 10 |
| 8.4 | Turnoverlast 3 yearequal orabove PKR 250 million | 08 |
| 8.3 | Turnoverlast 3 yearequalorabove PKR 200 million | 06 |
| 8.2 | Turnoverlast 3 yearequalorabove PKR 150 million | 04 |
| 8.1 | Turnoverlast 3 yearsbelow then PKR 150 million | 00 |
| 9. | Bonuspoints | 10 |

PREPARED / REVIEWED BY FOLLOWING MEMBERS OF TECHNICAL COMMITTEE

1. Dr. M. Moinuddin Siddiqui (Director SASIMS) Chairman of Procurement Committee _____

1. MR. Babur Ali (Assitant Commissioner Sehwan) Member _____

2. MR. Altaf Hussain Rajpar (Deputy Director Health Department wing) Member _____

3. MR. Mansoor Ali Soomro (Procurement Officer) Member _____

4. MR. Abid Ali Daudphoto (Pharmacist) Member _____

**SAYED ABDULLAH SHAH INSTITUTE OF MEDICAL SCIENCES
HEALTH DEPARTMENT, GOVERNMENT OF SINDH**



| | | |
|-----|--|------------|
| 9.1 | Free of Cost Extended Warranty (in accordance with the standard warranty period) at least for two year including parts & services & labor. (Bidder offering greater extended warranty period will get the full marks) | 10 |
| 9.2 | Free of Cost Extended Warranty (in accordance with the standard warranty period) at least for one year including parts & services & labor. | 05 |
| | TOTAL MARKS BIDDER EVALUATION (B) | 50 |
| | GRAND TOTAL (A+B) | 100 |

PREPARED/REVIEWED BY FOLLOWING MEMBERS OF TECHNICAL COMMITTEE

1. Dr. M. Moinuddin Siddiqui (Director SASIMS) Chairman of Procurement Committee _____

2. MR. Babur Ali (Assistant Commissioner Sehwan) Member _____

3. MR. Altaf Hussain Rajpar (Deputy Director Health Department Wing) Member _____

4. MR. Mansoor Ali Soomro (Procurement Officer) Member _____

5. MR. Abid Ali Daudphoto (Pharmacist) Member _____

**SAYED ABDULLAH SHAH INSTITUTE OF MEDICAL SCIENCES
HEALTH DEPARTMENT, GOVERNMENT OF SINDH**



BIDDER EVALUATION CRITERIA

Bid found to be responsive with maximum accumulative points (Technical+Financial) shall be accepted as the most advantageous bid as per SPPR, 2010 (Amended 2021).

Bids will be evaluated on the basis of following evaluation criteria.

A. TECHNICAL EVALUATION

- i) Technical evaluation has 70% weightage
- ii) Bids will be evaluated on a Bidder's capacity and capability to undertake supplies and on quoted item quality, performance and conformity to the required specifications.

Technical capacity of a bidder includes availability of workshop, tools, technical staff, number of installation and experience in the province of Sindh. Past performance of the bidder at Office of the Director Sayed Abdullah Shah Institute Sehwan Sharif will also be reviewed.

- i) A bidder must achieve a minimum of 70 points out of total 100 points in technical evaluation, to be considered for financial evaluation.

B. FINANCIAL EVALUATION

- i) Financial evaluation has 30% weightage.
- ii) Only financial proposal of bidders with responsive technical proposal will be opened. Financial proposal of bidders who do not meet required mandatory documents and minimum 70 points out of total 100 points in technical evaluation will be returned unopened.
- iii) Bidder who has offered the lowest value for the item will get 30 points.
- iv) All remaining bidders after the lowest shall get points on their financial proposal, calculated as per the following formula.

Value of lowest bidder x 30

Value of higher bidder

[2nd, 3rd, 4th, etc.]

C. FINAL BIDEVALUATION

- i) Points obtained by bidders in technical and financial evaluation shall be prorated and finalized as follows.

| Evaluation | Weightage |
|------------|-----------|
| Technical | 70% |
| Financial | 30% |
| Total | 100% |

PREPARED/REVIEWED BY FOLLOWING MEMBERS OF TECHNICAL COMMITTEE

1. Dr. M. Moinuddin Siddiqui (Director SASIMS) Chairman of Procurement Committee _____

2. MR. Babur Ali (Assistant Commissioner Sehwan) Member _____

3. MR. Altaf Hussain Rajpar (Deputy Director Health Department wing) Member _____

4. MR. Mansoor Ali Soomro (Procurement Officer) Member _____

5. MR. Abid Ali Daudphoto (Pharmacist) Member _____

**SAYED ABDULLAH SHAH INSTITUTE OF MEDICAL SCIENCES
HEALTH DEPARTMENT, GOVERNMENT OF SINDH**



- ii) Bid of bidder who is found technically responsive with highest accumulated points will be considered as the most advantageous bid.

Schedule Of Requirement

Section A
Plant Machinery/Equipment CLINICAL LAB

| S. No. | Name Of Item | Qty | Model | Brand | Country of Origin | Delivery |
|--------|-------------------------|-----|-------|-------|-------------------|----------|
| 1- | Weighing balance | 1 | | | | |
| 2- | Fractional weights | 10 | | | | |
| 3- | Measuring cylinders | 10 | | | | |
| 4- | Beakers | 10 | | | | |
| 5- | Conical flask | 10 | | | | |
| 6- | Pipettes | 10 | | | | |
| 7- | Pestle & Mortar | 5 | | | | |
| 8- | Funnel | 10 | | | | |
| 9- | Glass or porcelain tile | 5 | | | | |
| 10- | Burners | 5 | | | | |
| 11- | Tripod stand | 5 | | | | |
| 12- | Glass rods | 10 | | | | |

PREPARED/REVIEWED BY FOLLOWING MEMBERS OF TECHNICAL COMMITTEE

1. Dr. M. Moinuddin Siddiqui (Director SASIMS) Chairman of Procurement Committee _____


2. MR. Babur Ali (Assistant Commissioner Sehwan) Member _____

3. MR. Altaf Hussain Rajpar (Deputy Director Health Department wing) Member _____

4. MR. Mansoor Ali Soomro (Procurement Officer) Member _____

5. MR. Abid Ali Daudhpoto (Pharmacist) Member _____


**SAYED ABDULLAH SHAH INSTITUTE OF MEDICAL SCIENCES
HEALTH DEPARTMENT, GOVERNMENT OF SINDH**



| | | | | | |
|-----|---|----|--|--|--|
| | Amus paper | 25 | | | |
| | Filter paper | 10 | | | |
| 15- | Spatula | 5 | | | |
| 16- | Dispensing bottle | 20 | | | |
| 17- | Cork | 20 | | | |
| 18- | IV Branula | 2 | | | |
| 19- | Butterfly Needle | 2 | | | |
| 20- | Nasogastric Tubes | 2 | | | |
| 21- | Folley's catheter | 2 | | | |
| 22- | Urine Bags | 2 | | | |
| 23- | CVP Line | 1 | | | |
| 24- | Simple Bandages | 5 | | | |
| 25- | Crepe bandages | 5 | | | |
| 26- | Plaster Of Paris Bandages | 5 | | | |
| 27- | ECG Electrodes | 28 | | | |
| 28- | Pencil point / automatic Lumber Puncture Needle | 2 | | | |
| 29- | Air Ways | 1 | | | |
| 30 | Endotracheal tubes | 1 | | | |
| 31 | Intravenous infusion sets | 1 | | | |


PREPARED/REVIEWED BY FOLLOWING MEMBERS OF TECHNICAL COMMITTEE

1. Dr. M. Moinuddin Siddiqui (Director SASIMS) Chairman of Procurement Committee 

2. MR. Babur Ali (Assitant Commissioner Sehwan) Member 

3. MR. Altaf Hussain Rajpar (Deputy Director Health Department wing) Member 

4. MR. Mansoor Ali Soomro (Procurement Officer) Member 


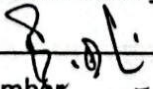



5. MR. Abid Ali Daudphoto (Pharmacist) Member 

**SAYED ABDULLAH SHAH INSTITUTE OF MEDICAL SCIENCES
HEALTH DEPARTMENT, GOVERNMENT OF SINDH**



| | | | | | |
|----|--|---|--|--|--|
| 33 | Blood transfusion sets | 1 | | | |
| 33 | Blood bags | 1 | | | |
| 34 | Vicryl | 2 | | | |
| 35 | Prolene | 2 | | | |
| 36 | Silk | 2 | | | |
| 37 | Catgut | 2 | | | |
| 38 | Teaching Microscope five head with pointer | 1 | | | |
| 39 | Electricity operated student microscope at least six for 25 students | 1 | | | |
| 40 | Westergreen's tubes, wintrobe tubes and ESR stands | 1 | | | |
| 41 | Centrifuge machines | 1 | | | |
| 42 | Hematology Analyzer | 1 | | | |
| 43 | Chemistry Analyzer | 1 | | | |
| 44 | Water baths | 1 | | | |
| 45 | Glassware | 1 | | | |
| 46 | Glass slides and cover slips | 1 | | | |
| 47 | Petri dishes | 1 | | | |
| 48 | RBC, WBC pipettes | 1 | | | |
| 49 | Automatic pipettes | 1 | | | |
| 50 | Stain and media | 1 | | | |

PREPARED/REVIEWED BY FOLLOWING MEMBERS OF TECHNICAL COMMITTEE






1. Dr. M. Moinuddin Siddiqui (Director SASIMS) Chairman of Procurement Committee 
2. MR. Babur Ali (Assitant Commissioner Sehwan) Member 
3. MR. Altaf Hussain Rajpar (Deputy Director Health Department wing) Member 
4. MR. Mansoor Ali Soomro (Procurement Officer) Member 
5. MR. Abid Ali Daudphoto (Pharmacist) Member 

**SAYED ABDULLAH SHAH INSTITUTE OF MEDICAL SCIENCES
HEALTH DEPARTMENT, GOVERNMENT OF SINDH**



| | | | | | |
|----|--------------------------|---|--|--|--|
| 52 | Siemsa's stain /25 g | 1 | | | |
| 53 | Leishman Stain/25 g | 1 | | | |
| 54 | Fields Stain /25 g | 1 | | | |
| 55 | Gram stain /25 g | 1 | | | |
| 56 | Reticulocyte Stain /25 g | 1 | | | |
| 57 | ZN stain /25 g | 1 | | | |
| 58 | Blood Agar/500 g | 1 | | | |
| 59 | Chocolate agar /500 g | 1 | | | |
| 60 | Mackonkey agar /500 mc | 1 | | | |
| 61 | Cedar wood oil /500 mc | 1 | | | |
| 62 | Thermometers four in no. | 1 | | | |
| 63 | Stethoscope | 1 | | | |
| 64 | B. P Apparatus | 1 | | | |
| 65 | Sterilizer | 1 | | | |
| 66 | Tongue Depressor | 1 | | | |
| 67 | Splints | 1 | | | |
| 68 | Intramuscular Inj Sim | 1 | | | |
| 69 | Arm, IV, Advanced, White | 1 | | | |
| 70 | Cathy II Mnikin | 1 | | | |

PREPARED / REVIEWED BY FOLLOWING MEMBERS OF TECHNICAL COMMITTEE

1. Dr. M. Moinuddin Siddiqui (Director SASIMS) Chairman of Procurement Committee 
2. MR. Babur Ali (Assitant Commissioner Sehwan) Member 
3. MR. Altaf Hussain Rajpar (Deputy Director Health Department wing) Member 
4. MR. Mansoor Ali Soomro (Procurement Officer) Member 
5. MR. Abid Ali Daudphoto (Pharmacist) Member 

**SAYED ABDULLAH SHAH INSTITUTE OF MEDICAL SCIENCES
HEALTH DEPARTMENT, GOVERNMENT OF SINDH**



| | | | | | |
|----|--|---|--|--|--|
| 73 | Pelvic Bone/F Head | 1 | | | |
| 72 | Cervical Dil/Effacement | 1 | | | |
| 73 | Infant Injectable Head | 1 | | | |
| 74 | A-B-C Breast Exam | 1 | | | |
| 75 | Airway Larry CPR Manikin | 1 | | | |
| 76 | Cath Simulator | 1 | | | |
| 77 | Breast Examination Simulator | 1 | | | |
| 78 | Cervical Dillation and effacement Simulators | 1 | | | |
| 79 | Gynegolic Skills Trainer, | 1 | | | |
| 80 | IV Injection | 1 | | | |
| 81 | Crisis Manikins | 1 | | | |
| 82 | Mr. Clean Mouth W/Bursh & Case | 1 | | | |
| 83 | Human Skelton W/Stand | 1 | | | |
| 84 | Human Skelton Muscular | 1 | | | |
| 85 | Classic Skull Model 3 Part | 1 | | | |
| 86 | Vertebral Column W/Access | 1 | | | |
| 87 | Human Nerves System Model | 1 | | | |
| 88 | Lumbar Set | 1 | | | |
| 89 | Human Neuro anatomical Brain 8 part | 1 | | | |

PREPARED/REVIEWED BY FOLLOWING MEMBERS OF TECHNICAL COMMITTEE

1. Dr. M. Moinuddin Siddiqui (Director SASIMS) Chairman of Procurement Committee _____
2. MR. Babur Ali (Assitant Commissioner Sehwan) Member _____
3. MR. Altaf Hussain Rajpar (Deputy Director Health Department wing) Member _____
4. MR. Mansoor Ali Soomro (Procurement Officer) Member _____
5. MR. Abid Ali Daudhpoto (Pharmacist) Member _____

**SAYED ABDULLAH SHAH INSTITUTE OF MEDICAL SCIENCES
HEALTH DEPARTMENT, GOVERNMENT OF SINDH**



| | | | | | |
|-----|---|---|--|--|--|
| | Model Half Brain | 1 | | | |
| | Model Giant Eye 6-Part | 1 | | | |
| 92 | Model Ear, 3 times life size, 4 part | 1 | | | |
| 93 | Lung Model Life Size 7 part | 1 | | | |
| 94 | CT Bronchial Tree Model with Larynx & Transparent Lungs | 1 | | | |
| 95 | Model Human Ear | 1 | | | |
| 96 | Mini Heart Model Set/3 | 1 | | | |
| 97 | Heart O/Amer plus W/Bypass | 1 | | | |
| 98 | Model Circulatory sys | 1 | | | |
| 99 | Life-size Human Model Pumping Heart | 1 | | | |
| 100 | Mr Gross Mouth | 1 | | | |
| 101 | Model Digestive sys 3 part | 1 | | | |
| 102 | Internal Organs Model | 1 | | | |
| 103 | Liver Model w/Path | 1 | | | |
| 104 | Kidney, Nephron, Renal | 1 | | | |
| 105 | Male Genital Model/4 PTs | 1 | | | |
| 106 | Female Pelvis Model/3 Pts | 1 | | | |
| 107 | Pregnant Woman Model | 1 | | | |
| 108 | Kit Human Repro/Dev W/DVD | 1 | | | |

PREPARED/REVIEWED BY FOLLOWING MEMBERS OF TECHNICAL COMMITTEE

1. Dr. M. Moinuddin Siddiqui (Director SASIMS) Chairman of Procurement Committee _____

2. MR. Babur Ali (Assistant Commissioner Sehwan) Member _____

3. MR. Altaf Hussain Rajpar (Deputy Director Health Department wing) Member _____

4. MR. Mansoor Ali Soomro (Procurement Officer) Member _____

5. MR. Abid Ali Daudphoto (Pharmacist) Member _____


**SAYED ABDULLAH SHAH INSTITUTE OF MEDICAL SCIENCES
HEALTH DEPARTMENT, GOVERNMENT OF SINDH**





| | | | | | |
|-----|--|---|--|--|--|
| | Maternal Birth Sim | 1 | | | |
| | Patient Care Manikin PRO | 1 | | | |
| 111 | E. C. G machine (Digital) | 1 | | | |
| 112 | Laryngo Scope | 1 | | | |
| 113 | Incubator with all accessories | 1 | | | |
| 114 | Iron Ripples bed (Electric remote control) | 1 | | | |
| 115 | B. P Apparatus (Digital) | 1 | | | |
| 116 | Foetal Model | 1 | | | |
| 117 | Fetal Skull | 1 | | | |
| 118 | Male & Female Pelvic Skeleton | 1 | | | |
| 119 | Simulated Auscultation Trainer Manikin | 1 | | | |
| 120 | Nervous System Model | 1 | | | |
| 121 | Muscular System Model | 1 | | | |
| 122 | Urinary System Model | 1 | | | |
| 123 | Eye examination kit /Ophthalmoscope/ Biomag/Schiotz Tonometer/Torch | 1 | | | |
| 124 | Magnifying Hand Loop for Eye Examination | 1 | | | |
| 125 | Assimilation goggles for Cataract / Glaucom/ Retinal Detachment | 1 | | | |
| 126 | Sonic Can | 1 | | | |
| 127 | CVP Measuring Scale | 1 | | | |

PREPARED/REVIEWED BY FOLLOWING MEMBERS OF TECHNICAL COMMITTEE

1. Dr. M. Moinuddin Siddiqui (Director SASIMS) Chairman of Procurement Committee 

2. MR. Babur Ali (Assitant Commissioner Sehwan) Member 

3. MR. Altaf Hussain Rajpar (Deputy Director Health Department Wing) Member 

4. MR. Mansoor Ali Soomro (Procurement Officer) Member 






5. MR. Abid Ali Daudhpoto (Pharmacist) Member 

**SAYED ABDULLAH SHAH INSTITUTE OF MEDICAL SCIENCES
HEALTH DEPARTMENT, GOVERNMENT OF SINDH**



| | | | | | |
|-----|------------------------------------|---|--|--|--|
| | Weight Machine/Baby Weight Machine | 1 | | | |
| | Height Scale | 1 | | | |
| 130 | Thermoscope | 1 | | | |
| 131 | Phototherapy Machine | 1 | | | |
| 132 | Vision Chart | 1 | | | |
| 133 | Nubulizer | 1 | | | |
| 134 | Electric Steamer | 1 | | | |
| 135 | Glucometer | 1 | | | |
| 136 | TMP Lead | 1 | | | |
| 137 | Spiro Meter | 1 | | | |
| 138 | Cardiac Bed ICU (Imported) | 1 | | | |
| 139 | Auto Clave Machine | 1 | | | |
| 140 | Microscope | 1 | | | |
| 141 | Instruments (Gynae) Theater | 1 | | | |
| 142 | Gen. Surgery Instruments | 1 | | | |
| 143 | ENT Instruments | | | | |
| 144 | Stethoscopes | 1 | | | |
| 145 | Diesel Generator (150 KVA) | 1 | | | |

PREPARED / REVIEWED BY FOLLOWING MEMBERS OF TECHNICAL COMMITTEE

1. Dr. M. Moinuddin Siddiqui (Director SASIMS) Chairman of Procurement Committee 
2. MR. Babur Ali (Assistant Commissioner Sehwan) Member 
3. MR. Altaf Hussain Rajpar (Deputy Director Health Department wing) Member 
4. MR. Mansoor Ali Soomro (Procurement Officer) Member 
5. MR. Abid Ali Daudphoto (Pharmacist) Member 

**SAYED ABDULLAH SHAH INSTITUTE OF MEDICAL SCIENCES
HEALTH DEPARTMENT, GOVERNMENT OF SINDH**



Section: B

Fixture & Fixture for Nursing & Paramedical School

| S. No. | Name Of Item | Qty | Model | Brand | Country of Origin | Delivery |
|--------|-------------------------------------|-----|-------|-------|-------------------|----------|
| 1- | Steel Wardrobe with two portions | 100 | | | | |
| 2- | Steel Bed | 100 | | | | |
| 3 | Study Table | 100 | | | | |
| 4 | Study Chairs | 100 | | | | |
| 5 | Study Chairs (steel made) | 100 | | | | |
| 6 | Dining Table for 20 persons | 8 | | | | |
| 7 | Dining Chairs | 100 | | | | |
| 8 | Sofa Sets for hostel | 10 | | | | |
| 9 | Easy Chairs for hostel | 60 | | | | |
| 10 | Library Cupboards | 40 | | | | |
| 11 | Library Tables | 10 | | | | |
| 12 | Library Chairs | 100 | | | | |
| 13 | Office Tables with Revolving Chairs | 10 | | | | |
| 14 | Office Chairs | 30 | | | | |
| 15 | Computer Tables with Chairs | 10 | | | | |

PREPARED/REVIEWED BY FOLLOWING MEMBERS OF TECHNICAL COMMITTEE

1. Dr. M. Moinuddin Siddiqui (Director SASIMS) Chairman of Procurement Committee _____

2. MR. Babur Ali (Assistant Commissioner Sehwan) Member _____

3. MR. Altaf Hussain Rajpar (Deputy Director Health Department (wing) Member _____

4. MR. Mansoor Ali Soomro (Procurement Officer) Member _____






5. MR. Abid Ali Daudphoto (Pharmacist) Member _____

**SAYED ABDULLAH SHAH INSTITUTE OF MEDICAL SCIENCES
HEALTH DEPARTMENT, GOVERNMENT OF SINDH**



| | | | | |
|----|-------------------------------------|-----|--|--|
| | Sofa Sets | 12 | | |
| 17 | Easy Chairs | 10 | | |
| 18 | Tables for Conference Room | 1 | | |
| 19 | Conference Room Chairs | 30 | | |
| 20 | Students Chairs | 150 | | |
| 21 | Table with Chair for Teacher | 8 | | |
| 22 | White Boards | 8 | | |
| 23 | Table for Auditorium Hall | 1 | | |
| 24 | Auditorium Hall Chairs | 10 | | |
| 25 | Auditorium Hall Chairs for Visitors | 200 | | |
| 26 | Tables for Lab Room | 3 | | |
| 27 | Chairs for Lab | 60 | | |
| 28 | Cupboards | 4 | | |
| 29 | Racks for Store | 2 | | |
| 30 | Medicine Trolley | 2 | | |
| 31 | Baby Cradles | 1 | | |
| 32 | Small Table with Chairs | 2 | | |
| 33 | Bed Iron | 10 | | |
| 34 | Revolving Bed | 2 | | |

PREPARED/REVIEWED BY FOLLOWING MEMBERS OF TECHNICAL COMMITTEE

1. Dr. M. Moinuddin Siddiqui (Director SASIMS) Chairman of Procurement Committee 
2. MR. Babur Ali (Assitant Commissioner Sehwan) Member 
3. MR. Altaf Hussain Rajpar (Deputy Director Health Department wing) Member 
4. MR. Mansoor Ali Soomro (Procurement Officer) Member 
5. MR. Abid Ali Daudphoto (Pharmacist) Member 

**SAYED ABDULLAH SHAH INSTITUTE OF MEDICAL SCIENCES
HEALTH DEPARTMENT, GOVERNMENT OF SINDH**



| | | | | | |
|----|-------------------|----|--|--|--|
| | Orthopedic Bed | 2 | | | |
| 36 | SS Bucket | 20 | | | |
| 37 | SS Tray Large | 20 | | | |
| 38 | Drum Large | 20 | | | |
| 39 | Drum Small | 20 | | | |
| 40 | Kidney Tray Large | 30 | | | |
| 41 | Kidney Tray Small | 30 | | | |

Section C
(Transport)

| S. No. | Name Of Item | Qty | Model | Brand | Country of Origin | Delivery |
|--------|----------------------|-----|-------|-------|-------------------|----------|
| 1- | Coaster (30- Seater) | 02 | | | | |

SECTION: D
COMPUTER/ I. T EQUIPMENTS

PREPARED/REVIEWED BY FOLLOWING MEMBERS OF TECHNICAL COMMITTEE

- 1. Dr. M. Moinuddin Siddiqui (Director SASIMS) Chairman of Procurement Committee _____
- 2. MR. Babur Ali (Assitant Commissioner Sehwan) Member _____
- 3. MR. Altaf Hussain Rajpar (Deputy Director Health Department wing) Member _____
- 4. MR. Mansoor Ali Soomro (Procurement Officer) Member _____
- 5. MR. Abid Ali Daudphoto (Pharmacist) Member _____


**SAYED ABDULLAH SHAH INSTITUTE OF MEDICAL SCIENCES
HEALTH DEPARTMENT, GOVERNMENT OF SINDH**





| S. No. | Name Of Item | Qty | Model | Brand | Country of Origin | Delivery |
|--------|--|-----|-------|-------|-------------------|----------|
| 1- | Computer Core i 5 with LCD screen monitor | 10 | | | | |
| 2 | UPS (Local) 1000 Watts | 10 | | | | |
| 3 | Laser Printers | 10 | | | | |
| 4 | Air Conditioner(Split Type 2 Ton) | 30 | | | | |
| 5 | Multimedia with Screen | 7 | | | | |
| 6 | Photocopier Heavy Duty with Stabilizer | 1 | | | | |
| 7 | Public Address System | 1 | | | | |
| 8 | LED T. V 65 ² with Voltage stabilizer | 2 | | | | |
| 9 | Computer Core i 3 with LCD screen monitor | 5 | | | | |
| 10 | UPS (Local) 1000 Watts | 5 | | | | |
| 11 | Laser Printers | 5 | | | | |
| 12 | Air Conditioner(Split Type 2 Ton) | 10 | | | | |
| 13 | Multimedia with Screen | 2 | | | | |
| 14 | Photocopier Heavy Duty with Stabilizer | 1 | | | | |


SECTION: E
OTHERS


PREPARED/REVIEWED BY FOLLOWING MEMBERS OF TECHNICAL COMMITTEE

1. Dr. M. Moinuddin Siddiqui (Director SASIMS) Chairman of Procurement Committee 


2. MR. Babur Ali (Assitant Commissioner Sehwan) Member 

3. MR. Altaf Hussain Rajpar (Deputy Director Health Department Wing) Member 

4. MR. Mansoor Ali Soomro (Procurement Officer) Member 

5. MR. Abid Ali Daudphoto (Pharmacist) Member 






**SAYED ABDULLAH SHAH INSTITUTE OF MEDICAL SCIENCES
HEALTH DEPARTMENT, GOVERNMENT OF SINDH**



NEWS PAPERS/ PERIODICALS AND BOOKS
BOOKS FOR NURSING COLLEGE

| S. No. | Name Of Item | Qty | Model | Brand | Country of Origin | Delivery |
|--------|--|-----|-------|-------|-------------------|----------|
| 1- | FUNDAMENTALS OF NURSING 10 TH/ED (INCLUDES ONLINE ACCESS) | 1 | | | | |
| 2 | FUNDAMENTALS OF NURSING: THE ART AND SCIENCE OF PERSON-CENTERED CARE 9 | 1 | | | | |
| 3 | LEHNE'S PHARMACOLOGY FOR NURSING CARE 10 TH/ED | 1 | | | | |
| 4 | FUNDAMENTAL CONCEPTS AND SKILLS FOR NURSING 6 TH/ED | 1 | | | | |
| 5 | DEWITT'S FUNDAMENTAL CONCEPTS AND SKILLS FOR NURSING 5 TH/ED | 1 | | | | |
| 6 | ESSENTIALS FOR NURSING PRACTICE 9 TH/ED | 1 | | | | |
| 7 | FUNDAMENTALS OF MICROBIOLOGY 12 TH/ED | 1 | | | | |
| 8 | MICROBIOLOGY: AN INTRODUCTION 12 TH/ED (LPE) | 1 | | | | |
| 9 | PRINCIPLES OF ANATOMY AND PHYSIOLOGY 15 TH/ED (GLOBAL EDITION + STUDY GUIDE) | 1 | | | | |
| 10 | FUNDAMENTALS OF ANATOMY AND PHYSIOLOGY: FOR NURSING AND | 1 | | | | |
| 11 | HUMAN ANATOMY & PHYSIOLOGY 11 TH/ED (GLOBAL EDITION) | 1 | | | | |
| 12 | ROSS AND WILSON ANATOMY AND PHYSIOLOGY IN HEALTH AND ILLNESS 13 TH/ED | 1 | | | | |
| 13 | ANATOMY AND HUMAN MOVEMENT: STRUCTURE AND FUNCTION 7 TH/ED | 1 | | | | |
| 14 | GRAY'S ANATOMY FOR STUDENTS 4 TH/ED (PAKISTANI EDITION) | 1 | | | | |
| 15 | ATHLETIC ABILITY AND THE ANATOMY OF MOTION 3 RD/ED | 1 | | | | |

PREPARED/REVIEWED BY FOLLOWING MEMBERS OF TECHNICAL COMMITTEE


1. Dr. M. Moinuddin Siddiqui (Director SASIMS) Chairman of Procurement Committee 
2. MR. Babur Ali (Assistant Commissioner Sehwan) Member 
3. MR. Altaf Hussain Rajpar (Deputy Director Health Department wing) Member 
4. MR. Mansoor Ali Soomro (Procurement Officer) Member 
5. MR. Abid Ali Daudphoto (Pharmacist) Member 


**SAYED ABDULLAH SHAH INSTITUTE OF MEDICAL SCIENCES
HEALTH DEPARTMENT, GOVERNMENT OF SINDH**





| | | | | |
|----|--|---|--|--|
| 7 | CARDIOVASCULAR PHYSIOLOGY 11 TH/ED: MOSBY PHYSIOLOGY MONOGRAPH SERIES | 1 | | |
| 18 | TEXTBOOK OF MEDICAL PHYSIOLOGY 14 TH/ED (PAKISTANI EDITION) | 1 | | |
| 19 | BIOCHEMISTRY 9 TH/ED | 1 | | |
| 20 | BIOCHEMISTRY 4 TH/ED | 1 | | |
| 21 | PUBLIC HEALTH NURSING: POPULATION- CENTERED HEALTH CARE IN THE COMMUNITY | 1 | | |
| 22 | ENVIRONMENTAL POLICY AND PUBLIC HEALTH: AIR POLLUTION, GLOBAL CLIMATE | 1 | | |
| 23 | MEDICAL-SURGICAL NURSING: CONCEPTS FOR INTERPROFESSIONAL COLLABORATIVE | 1 | | |
| 24 | LEWIS'S MEDICAL-SURGICAL NURSING: ASSESSMENT AND MANAGEMENT OF | 1 | | |
| 25 | BRUNNER & SUDDARTH'S TEXTBOOK OF MEDICAL-SURGICAL NURSING 14 TH/ED (IE) | 1 | | |
| 26 | CHILD AND ADOLESCENT PSYCHOPATHOLOGY 3 RD/ED | 1 | | |
| 27 | PATHOPHYSIOLOGY 6 TH/ED | 1 | | |
| 28 | ROBBINS AND COTRAN PATHOLOGIC BASIS OF DISEASE 10 TH/ED (PAKISTANI EDITION) | 1 | | |
| 29 | PATHOLOGY: IMPLICATIONS FOR THE PHYSICAL THERAPIST 5 TH/ED (INCLUDES | 1 | | |
| 30 | PORTH'S PATHOPHYSIOLOGY: CONCEPTS OF ALTERED HEALTH STATES 10 TH/ED (INCLUDES ONLINE ACCESS)... IE | 1 | | |
| 31 | PATHOPHYSIOLOGY: A PRACTICAL APPROACH 4 TH/ED (INCLUDES ONLINE | 1 | | |
| 32 | DEVELOPMENTAL PSYCHOPATHOLOGY 3 RD/ED (4 VOLUME SET) | 1 | | |
| 33 | PHYSICAL EXAMINATION AND HEALTH ASSESSMENT 8 TH/ED (INCLUDES ONLINE | 1 | | |
| | BATES' GUIDE TO PHYSICAL EXAMINATION AND HISTORY TAKING 13 TH/ED (IE) | 1 | | |


PREPARED/REVIEWED BY FOLLOWING MEMBERS OF TECHNICAL COMMITTEE

1. Dr. M. Moinuddin Siddiqui (Director SASIMS) Chairman of Procurement Committee 

2. MR. Babur Ali (Assitant Commissioner Sehwan) Member 

3. MR. Altaf Hussain Rajpar (Deputy Director Health Department Wing) Member 

4. MR. Mansoor Ali Soomro (Procurement Officer) Member 





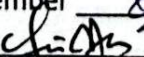
5. MR. Abid Ali Daudphoto (Pharmacist) Member 

**SAYED ABDULLAH SHAH INSTITUTE OF MEDICAL SCIENCES
HEALTH DEPARTMENT, GOVERNMENT OF SINDH**




| | | | | |
|----|--|---|--|--|
| | PHARMACOLOGY AND THE NURSING PROCESS 9 TH/ED (INCLUDES ONLINE ACCESS) | 1 | | |
| 5 | ROWLAND AND TOZER'S CLINICAL PHARMACOKINETICS AND | 1 | | |
| 36 | HEALTH COMMUNICATION: STRATEGIES AND SKILLS FOR A NEW ERA | 1 | | |
| 37 | STRATEGIC ORGANIZATIONAL COMMUNICATION IN A GLOBAL ECONOMY 5 | 1 | | |
| 38 | WRITERS AT WORK THE ESSAY STUDENT'S BOOK AND WRITING SKILLS INTERACTIVE PACK | 1 | | |
| 39 | ENGLISH GRAMMAR IN USE WITH ANSWERS AND E-BOOK 5 TH/ED | 1 | | |
| 40 | BERMAN'S PEDIATRIC DECISION MAKING 5 TH/ED (INCLUDES ONLINE ACCESS) | 1 | | |
| 41 | NELSON ESSENTIALS OF PEDIATRICS 8 TH/ED (INCLUDES ONLINE CODE)... IE | 1 | | |
| 42 | NEONATAL INTENSIVE CARE NURSING 3 RD/ED | 1 | | |
| 43 | WONG'S NURSING CARE OF INFANTS AND CHILDREN 11 TH/ED | 1 | | |
| 44 | WONG'S ESSENTIALS OF PEDIATRIC NURSING 10 TH/ED | 1 | | |
| 45 | MATERNAL CHILD NURSING CARE 6 TH/ED | 1 | | |
| 46 | NURSING THEORISTS AND THEIR WORK 9 TH/ED | 1 | | |
| 47 | NURSING THEORIES: THE BASE FOR PROFESSIONAL NURSING PRACTICE 6 TH/ED | 1 | | |
| 48 | THEORETICAL NURSING: DEVELOPMENT AND PROGRESS 6 TH/ED (INCLUDES ONLINE | 1 | | |
| 49 | TEACHING AND LEARNING IN A CONCEPT-BASED NURSING CURRICULUM: A HOW-TO | 1 | | |
| 50 | MENTAL HEALTH CONCEPTS AND TECHNIQUES FOR THE OCCUPATIONAL THERAPY ASSISTANT | 1 | | |
| 51 | ROLE DEVELOPMENT IN PROFESSIONAL NURSING PRACTICE 5 TH/ED | 1 | | |
| 52 | INTRODUCING MENTAL HEALTH NURSING: A SERVICE USER-ORIENTED APPROACH 2 ND/ED | 1 | | |

PREPARED/REVIEWED BY FOLLOWING MEMBERS OF TECHNICAL COMMITTEE





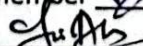
1. Dr. M. Moinuddin Siddiqui (Director SASIMS) Chairman of Procurement Committee 
2. MR. Babur Ali (Assistant Commissioner Sehwan) Member 
3. MR. Altaf Hussain Rajpar (Deputy Director Health Department wing) Member 
4. MR. Mansoor Ali Soomro (Procurement Officer) Member 
5. MR. Abid Ali Daudphoto (Pharmacist) Member 

**SAYED ABDULLAH SHAH INSTITUTE OF MEDICAL SCIENCES
HEALTH DEPARTMENT, GOVERNMENT OF SINDH**



| | | | | |
|----|--|---|--|--|
| 44 | VARCAROLIS' FOUNDATIONS OF PSYCHIATRIC-MENTAL HEALTH NURSING: A PSYCHIATRIC NURSING POCKET GUIDE | 1 | | |
| 55 | INDIVIDUAL PSYCHOTHERAPY AND THE SCIENCE OF PSYCHODYNAMICS 2 ND/ED | 1 | | |
| 56 | KAPLAN AND SADOCK'S SYNOPSIS OF PSYCHIATRY: BEHAVIORAL | 1 | | |
| 57 | PSYCHOLOGY IN SPORT | 1 | | |
| 58 | ABNORMAL PSYCHOLOGY 10 TH/ED | 1 | | |
| 59 | HANDBOOK OF CLINICAL PSYCHOLOGY (2 VOLS SET) | 1 | | |
| 60 | CLINICAL CLERKING: A SHORT INTRODUCTION TO CLINICAL SKILLS 2 ND/ED | 1 | | |
| 61 | CRITICAL CARE NURSING: A HOLISTIC APPROACH 11 TH/ED (INCLUDES ONLINE AC | 1 | | |
| 62 | INTRODUCTION TO CRITICAL CARE NURSING 8 TH/ED (INCLUDES ONLINE ACCESS) | 1 | | |
| 63 | LEADERSHIP AND NURSING CARE MANAGEMENT 6 TH/ED | 1 | | |
| 64 | LEADERSHIP ROLES AND MANAGEMENT FUNCTIONS IN NURSING: THEORY AND | 1 | | |
| 65 | UNDERSTANDING NURSING RESEARCH: BUILDING AN EVIDENCE-BASED PRACTICE 7 | 1 | | |
| 66 | NURSING RESEARCH: METHODS AND CRITICAL APPRAISAL FOR EVIDENCE-BASED PRACTICE 9 | 1 | | |
| 67 | EVIDENCE-BASED NURSING: THE RESEARCH-PRACTICE CONNECTION 4 TH/ED | 1 | | |
| 68 | ESSENTIALS OF NURSING RESEARCH: APPRAISING EVIDENCE FOR NURSING | 1 | | |
| 69 | PRINCIPLES OF BIOSTATISTICS 2 ND/ED | 1 | | |
| 70 | ESSENTIALS OF BIOSTATISTICS FOR PHYSICIANS, NURSES AND CLINICIANS | 1 | | |
| 71 | FLUIDS & ELECTROLYTES: MADE INCREDIBLY EASY 7 TH/ED | 1 | | |

PREPARED/REVIEWED BY FOLLOWING MEMBERS OF TECHNICAL COMMITTEE






- i. Dr. M. Moinuddin Siddiqui (Director SASIMS) Chairman of Procurement Committee 
- ii. MR. Babur Ali (Assistant Commissioner Sehwan) Member 
- iii. MR. Altaf Hussain Rajpar (Deputy Director Health Department wing) Member 
- iv. MR. Mansoor Ali Soomro (Procurement Officer) Member 
- v. MR. Abid Ali Daudphoto (Pharmacist) Member 

**SAYED ABDULLAH SHAH INSTITUTE OF MEDICAL SCIENCES
HEALTH DEPARTMENT, GOVERNMENT OF SINDH**



| | | | | |
|----|---|---|--|--|
| | ROYAL MARSDEN MANUAL OF CLINICAL NURSING PROCEDURES 10 TH/ED | 1 | | |
| 3 | BURNS AND GROVE'S THE PRACTICE OF NURSING RESEARCH: APPRAISAL, SYNTHESIS, | 1 | | |
| 74 | 100 CASES IN GENERAL PRACTICE 2 ND/ED | 1 | | |
| 75 | 100 CASES IN RADIOLOGY | 1 | | |
| 76 | 100 CASES ORTHOPAED AND RHEUMATOLGY | 1 | | |
| 77 | 100 QUESTIONS AND ANSWERS ABOUT MIGRAINE 2 ND/ED | 1 | | |
| 78 | 12-LEAD ECG IN ST ELEVATION MYOCARDIAL INFARCTION: A PRACTICAL APPROACH FOR | 1 | | |
| 79 | 150 PRACTICE ECGS INTERPRETATION AND REVIEW 3 RD/ED | 1 | | |
| 80 | 450 SINGLE BEST ANSWERS IN THE CLINICAL SPECIALITIES | 1 | | |
| 81 | ABRAMS' CLINICAL DRUG THERAPY: RATIONALES FOR NURSING PRACTICE 11 | 1 | | |
| 82 | ADVANCED METHODS AND TOOLS FOR ECG DATA ANALYSIS | 1 | | |
| 83 | ALAGAPPAN'S CLINICAL MEDICINE FOR DENTAL STUDENTS 3 RD/ED | 1 | | |
| 84 | ANATOMY AND PHYSIOLOGY FOR HEALTH PROFESSIONALS 3 RD/ED | 1 | | |
| 85 | ANATOMY AT A GLANCE 2 ND/ED | 1 | | |
| 86 | ANATOMY FOR DENTAL STUDENTS (IND/ED) | 1 | | |
| 87 | ANESTHESIA AT A GLANCE | 1 | | |
| 88 | AO HANDBOOK MUSCULOSKELETAL OUTCOME MEASURES AND INSTRUMENTS | 1 | | |
| 89 | ART AND SCIENCE OF CARDIAC PHYSICAL EXAMINATION 2 ND/ED (WITH CD-ROM)... | 1 | | |
| 90 | ARTIFICIAL MUSCLES: APPLICATIONS OF ADVANCED POLYMERIC NANOCOMPOSITES | | | |

PREPARED/REVIEWED BY FOLLOWING MEMBERS OF TECHNICAL COMMITTEE


1. Dr. M. Moinuddin Siddiqui (Director SASIMS) Chairman of Procurement Committee 
2. MR. Babur Ali (Assitant Commissioner Sehwan) Member 
3. MR. Altaf Hussain Rajpar (Deputy Director Health Department wing) Member 
4. MR. Mansoor Ali Soomro (Procurement Officer) Member 
5. MR. Abid Ali Daudphoto (Pharmacist) Member 


**SAYED ABDULLAH SHAH INSTITUTE OF MEDICAL SCIENCES
HEALTH DEPARTMENT, GOVERNMENT OF SINDH**





| | | | | |
|-----|--|---|--|--|
| | AUDIOLOGY AND COMMUNICATION DISORDERS: AN OVERVIEW 2 ND/ED (WITH | 1 | | |
| 92 | BASIC DENTAL MATERIALS 4 TH/ED (IND/ED) | 1 | | |
| 93 | BASIC GUIDE TO DENTAL RADIOGRAPHY | 1 | | |
| 94 | BASIC ORTHOPAEDIC SCIENCES 2 ND/ED (INCLUDES ONLINE ACCESS) | 1 | | |
| 95 | BASIC SCIENCE TECHNIQUES IN CLINICAL PRACTICE | 1 | | |
| 95 | BASIC SURGICAL TECHNIQUES 7 TH/ED (IE) | 1 | | |
| 96 | BASICS OF ANESTHESIA FIRST SOUTH ASIA EDITION (IND/ED) | 1 | | |
| 97 | CARDIAC CATHETERIZATION HANDBOOK 6 TH/ED (IND/ED) | 1 | | |
| 98 | CARE OF THE NEWBORN 8 TH/ED (IND/ED) | 1 | | |
| 99 | CLINICAL ANATOMY MADE RIDICULOUSLY SIMPLE (INCLUDES CD-ROM).. IND/ED | 1 | | |
| 101 | CLINICAL APPROACH TO FUNGAL INFECTIONS 2 ND/ED (IND/ED) | 1 | | |
| 102 | CLINICAL CASES AND PEARLS IN MEDICINE (IND/ED) | 1 | | |
| 103 | CLINICAL DILEMMAS IN INFLAMMATORY BOWEL DISEASE | 1 | | |
| 104 | CLINICAL ELECTROCARDIOGRAPHY: A SIMPLIFIED APPROACH FIRST SOUTH ASIA | 1 | | |
| 105 | CLINICAL EXAMINATION IN CARDIOLOGY 2 ND/ED (IND/ED) | 1 | | |
| 106 | CLINICAL EXAMINATION IN OPHTHALMOLOGY 2 ND/ED (IND/ED) | 1 | | |
| 107 | CLINICAL MEDICINE: A PRACTICAL MANUAL FOR STUDENTS AND PRACTITIONERS | 1 | | |
| 108 | CLINICAL METHODS IN PAIN MEDICINE 2 ND/ED (IND/ED) | 1 | | |
| 109 | CLINICAL MICROBIOLOGY: AN INTRODUCTION FOR HEALTHCARE | 1 | | |

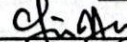
PREPARED/REVIEWED BY FOLLOWING MEMBERS OF TECHNICAL COMMITTEE

1. Dr. M. Moinuddin Siddiqui (Director SASIMS) Chairman of Procurement Committee 

2. MR. Babur Ali (Assistant Commissioner Sehwan) Member 

3. MR. Altaf Hussain Rajpar (Deputy Director Health Department wing) Member 

4. MR. Mansoor Ali Soomro (Procurement Officer) Member 


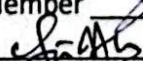
5. MR. Abid Ali Daudphoto (Pharmacist) Member 

**SAYED ABDULLAH SHAH INSTITUTE OF MEDICAL SCIENCES
HEALTH DEPARTMENT, GOVERNMENT OF SINDH**



| | | | | |
|-----|---|---|--|--|
| 1 | CLINICAL NURSE SPECIALIST HANDBOOK 2 ND/ED | 1 | | |
| 111 | CLINICAL NURSING PROCEDURES (IND/ED) | 1 | | |
| 112 | CLINICAL NURSING SKILLS AND TECHNIQUES 9 TH/ED | 1 | | |
| 113 | CLINICAL PHOTOGRAPHY IN DENTISTRY | 1 | | |
| 114 | CLINICAL SURGICAL CASE MANUAL: A COMPREHENSIVE TREATISE FOR STUDENTS, | 1 | | |
| 115 | COLOR ATLAS OF PHYSIOLOGY: BASIC SCIENCE 6 TH/ED | 1 | | |
| 116 | COLOUR ATLAS OF VENOUS DISEASE | 1 | | |
| 117 | COMMUNITY MEDICINE: PRACTICAL MANUAL (INCLUDES ONLINE ACCESS) | 1 | | |
| 118 | COMMUNITY MEDICINE: PREP MANUAL FOR UNDERGRADUATES 2 ND/ED (IND/ED) | 1 | | |
| 119 | COMPLETE DENTURES PROSTHODONTICS (IND/ED) | 1 | | |
| 120 | CONCISE TEXTBOOK OF PHYSIOLOGY FOR DENTAL STUDENTS 2 ND/ED (IND/ED) | 1 | | |
| 121 | CRACKING THE MRCS VIVA: A REVISION GUIDE | 1 | | |
| 122 | CURRICULUM DEVELOPMENT IN NURSING EDUCATION 3 RD/ED | 1 | | |
| 123 | DENTAL CARIES (IND/ED) | 1 | | |
| 124 | DENTAL MATERIALS: FOUNDATIONS AND APPLICATIONS FIRST SOUTH ASIA EDITION | 1 | | |
| 125 | DERMATOLOGY: THE POCKET DOCTOR (IND/ED) | 1 | | |
| 126 | DIAGNOSIS AND EVALUATION IN SPEECH PATHOLOGY 8 TH/ED (IE) | 1 | | |
| 127 | DIFFICULT TO TREAT ASTHMA: CLINICAL ESSENTIALS (PAKISTANI EDITION) | 1 | | |
| 128 | DISORDERS OF LENS AND CATARACT SURGERY (IND/ED) | 1 | | |

PREPARED/REVIEWED BY FOLLOWING MEMBERS OF TECHNICAL COMMITTEE

- 1. Dr. M. Moinuddin Siddiqui (Director SASIMS) Chairman of Procurement Committee 
- 2. MR. Babur Ali (Assistant Commissioner Sehwan) Member 
- 3. MR. Altaf Hussain Rajpar (Deputy Director Health Department wing) Member 
- 4. MR. Mansoor Ali Soomro (Procurement Officer) Member 
- 5. MR. Abid Ali Daudphoto (Pharmacist) Member 

**SAYED ABDULLAH SHAH INSTITUTE OF MEDICAL SCIENCES
HEALTH DEPARTMENT, GOVERNMENT OF SINDH**



| | | | | |
|-----|---|---|--|--|
| | DISSECTION MANUAL, LIVING AND CROSS-SECTIONAL ANATOMY (INCLUDES CD-ROM)... | 1 | | |
| 130 | DREEBEN-IRIMIA'S INTRODUCTION TO PHYSICAL THERAPIST PRACTICE FOR PHYSICAL | 1 | | |
| 131 | DRUG AND ALCOHOL ABUSE: A CLINICAL GUIDE TO DIAGNOSIS AND TREATMENT 5 | 1 | | |
| 132 | ECAB CLINICAL UPDATE: CARDIOLOGY, CORONARY ARTERY DISEASE (INDIA EDITION) | 1 | | |
| 133 | ECG IN THE CHILD AND ADOLESCENT: NORMAL STANDARDS AND PERCENTILE | 1 | | |
| 134 | ECG INTERPRETATION: THE SELF-ASSESSMENT APPROACH 2 ND/ED | 1 | | |
| 135 | ELEMENTS OF FRACTURE FIXATION 3 RD/ED (IND/ED) | 1 | | |
| 136 | ESSENCE OF PEDIATRICS 4 TH/ED (IND/ED) | 1 | | |
| 137 | ESSENTIAL CARDIAC CATHETERIZATION | 1 | | |
| 138 | ESSENTIAL CONCEPTS IN TOXICOLOGY: COMPENDIUM FOR PHARMACY, MEDICAL, | 1 | | |
| 139 | ESSENTIAL SURGICAL PRACTICE: HIGHER SURGICAL TRAINING IN GENERAL SURGE | 1 | | |
| 140 | ESSENTIALS OF BIOCHEMISTRY FOR BDS AND ALLIED LIFE SCIENCES STUDENTS (IND/ED) | 1 | | |
| 141 | ESSENTIALS OF CLINICAL CARDIOLOGY (IND/ED) | 1 | | |
| 142 | ESSENTIALS OF KUMAR AND CLARK'S CLINICAL MEDICINE 6 TH/ED | 1 | | |
| 143 | ESSENTIALS OF PAEDIATRIC ANAESTHESIA AND INTENSIVE CARE (IND/ED) | 1 | | |
| 144 | ESSENTIALS OF SPINAL DISORDERS (IND/ED) | 1 | | |
| 145 | ESSENTIALS OF SURGERY FOR DENTAL STUDENTS (WITH ONLINE ACCESS)... IND/E | 1 | | |
| 146 | FAINTING PHENOMENON: UNDERSTANDING WHY PEOPLE FAINT & WHAT TO DO ABOUT IT 2 | 1 | | |
| 147 | FAQS ON VACCINES AND IMMUNIZATION PRACTICES 2 ND/ED (IND/ED) | 1 | | |

PREPARED/REVIEWED BY FOLLOWING MEMBERS OF TECHNICAL COMMITTEE

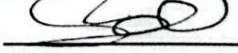



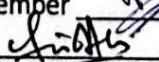
- 1. Dr. M. Moinuddin Siddiqui (Director SASIMS) Chairman of Procurement Committee _____
- 2. MR. Babur Ali (Assitant Commissioner Sehwan) Member _____
- 3. MR. Altaf Hussain Rajpar (Deputy Director Health Department Wing) Member _____
- 4. MR. Mansoor Ali Soomro (Procurement Officer) Member _____
- 5. MR. Abid Ali Daudphoto (Pharmacist) Member _____

**SAYED ABDULLAH SHAH INSTITUTE OF MEDICAL SCIENCES
HEALTH DEPARTMENT, GOVERNMENT OF SINDH**



| | | | | |
|-----|--|---|--|--|
| | FORENSIC MEDICINE: PREP MANUAL FOR UNDERGRADUATES (IND/ED) | 1 | | |
| 149 | GASTROINTESTINAL EMERGENCIES 2 ND/ED | 1 | | |
| 150 | GASTROINTESTINAL PHYSIOLOGY 8 TH/ED (IND/ED) | 1 | | |
| 151 | GYNAECOLOGY FOR UNDERGRADUATES: THE FIVE FINGERS 2 ND/ED (IND/ED) | 1 | | |
| 152 | GYNAECOLOGY: PREP MANUAL FOR UNDERGRADUATE (INDIAN EDITION) | 1 | | |
| 153 | HANDBOOK OF DIALYSIS THERAPY: FIRST SOUTH ASIA EDITION (IND/ED) | 1 | | |
| 154 | HANDBOOK OF JOINT DISORDERS ARTHROSCOPY AND PATHOLOGY (IND/ED) | 1 | | |
| 155 | HANDBOOK OF PIGMENTARY DISORDERS FOR PRACTITIONERS (IND/ED) | 1 | | |
| 156 | HANDBOOK ON FLAPS IN CRUSH INJURIES OF THE HAND | 1 | | |
| 157 | HARD FACTS IN ORTHOPAEDICS | 1 | | |
| 158 | HOW TO SURVIVE IN ANAESTHESIA: A GUIDE FOR TRAINEES 4 TH/ED | 1 | | |
| 159 | ILLUSTRATED TEXTBOOK OF OPTICS AND REFRACTIVE ANOMALIES (IND/ED) | 1 | | |
| 160 | INSTANT CLINICAL DIAGNOSIS IN OPHTHALMOLOGY: LEN DISEASES (IND/ED) | 1 | | |
| 161 | INTEGRATED MEDICAL CURRICULUM | 1 | | |
| 162 | INTERN TIPS IN OBSTETRICS AND GYNECOLOGY (IND/ED) | 1 | | |
| 163 | INVESTIGATIVE RHINOLOGY | 1 | | |
| 164 | LAB-ON-A-CHIP: TECHNIQUES, CIRCUITS, AND BIOMEDICAL APPLICATIONS | 1 | | |
| 165 | LANGE QUESTION AND ANSWAR RADIOGRAPHY EXAMINATION 7 TH/ED | 1 | | |
| 166 | LECTURE NOTES ON UROLOGY 7 TH/ED | 1 | | |

PREPARED/REVIEWED BY FOLLOWING MEMBERS OF TECHNICAL COMMITTEE

1. Dr. M. Moinuddin Siddiqui (Director SASIMS) Chairman of Procurement Committee 
2. MR. Babur Ali (Assitant Commissioner Sehwan) Member 
3. MR. Altaf Hussain Rajpar (Deputy Director Health Department wing) Member 
4. MR. Mansoor Ali Soomro (Procurement Officer) Member 
5. MR. Abid Ali Daudphoto (Pharmacist) Member 

**SAYED ABDULLAH SHAH INSTITUTE OF MEDICAL SCIENCES
HEALTH DEPARTMENT, GOVERNMENT OF SINDH**




| | | | |
|---|---|--|--|
| LECTURE NOTES: CLINICAL ANAESTHESIA 3 RD/ED (OLD ED) SPECIAL PRICE | 1 | | |
| 168 LECTURE NOTES: CLINICAL ANAESTHESIA 5 TH/ED | 1 | | |
| 169 LECTURE NOTES: RESPIRATORY MEDICINE 9 TH/ED | 1 | | |
| 170 LEVISON'S TEXTBOOK FOR DENTAL NURSES 12 TH/ED | 1 | | |
| 171 LEWIS'S MEDICAL-SURGICAL NURSING: ASSESSMENT & MGMT OF CLINICAL PROBLEMS | 1 | | |
| 172 MANIPAL MANUAL OF ANATOMY: FOR ALLIED HEALTH SCIENCE COURSES 3 RD/ED (IND/ED) | 1 | | |
| 173 MANIPAL MANUAL OF CLINICAL METHODS IN SURGERY: DIFFERENTIAL DIAGNOSIS | 1 | | |
| 174 MANUAL OF CLINICAL SURGERY (IND/ED) | 1 | | |
| 175 MANUAL OF PEDIATRIC CARDIAC INTENSIVE CARE: PRE- AND POSTOPERATIVE GUI | 1 | | |
| 176 MANUAL OF STANDARD DRUGS AND EVIDENCE-BASED APPROACH TO OBSTETRICS | 1 | | |
| 177 MANUAL OF TEMPOROMANDIBULAR JOINTS (IND/ED) | 1 | | |
| 178 MASTERING PRACTICALS: COMMUNITY MEDICINE (INCLUDES ONLINE ACCESS)... IND | 1 | | |
| 179 MCQ'S IN CRITICAL CARE MEDICINE (IND/ED) | 1 | | |
| 180 MCQ'S IN PHARMACOLOGY (IND/ED) | 1 | | |
| 181 MCQS IN PAIN MEDICINE (IND/ED) | 1 | | |
| 182 MD ANDERSON SURGICAL ONCOLOGY HANDBOOK 6 TH/ED | 1 | | |
| 183 MECHANICAL VENTILATION: CLINICAL APPLICATION 2 ND/ED (INCLUDES CD-ROM) | 1 | | |
| 184 MECHANOBIOLOGY HANDBOOK | 1 | | |
| 185 MEDICAL INSIGHTS: FROM CLASSROOM TO PATIENT | 1 | | |


PREPARED/REVIEWED BY FOLLOWING MEMBERS OF TECHNICAL COMMITTEE

1. Dr. M. Moinuddin Siddiqui (Director SASIMS) Chairman of Procurement Committee 

2. MR. Babur Ali (Assistant Commissioner Sehwan) Member 

3. MR. Altaf Hussain Rajpar (Deputy Director Health Department Wing) Member 

4. MR. Mansoor Ali Soomro (Procurement Officer) Member 

5. MR. Abid Ali Daudphoto (Pharmacist) Member 

**SAYED ABDULLAH SHAH INSTITUTE OF MEDICAL SCIENCES
HEALTH DEPARTMENT, GOVERNMENT OF SINDH**



| | | | | |
|-----|--|---|--|--|
| | MEDICAL SCIENCES 3 RD/ED | 1 | | |
| 187 | MEDICAL-SURGICAL NURSING: CLINICAL REASONING IN PATIENT CARE 6 TH/ED (LPE) | 1 | | |
| 188 | MONT REID SURGICAL HANDBOOK 6 TH/ED (IND/ED) | 1 | | |
| 189 | MULTIPLE CHOICE QUESTIONS IN ANAESTHESIOLOGY (IND/ED) | 1 | | |
| 190 | MUNRO KERR'S OPERATIVE OBSTETRICS 12 TH/ED (IND/ED) | 1 | | |
| 191 | NEONATAL EMERGENCIES (IND/ED) | 1 | | |
| 192 | NETTER'S CONCISE ORTHOPAEDIC ANATOMY 2 ND/ED (WITH ONLINE ACCESS) | 1 | | |
| 193 | NEUROLOGY FOR THE SPEECH-LANGUAGE PATHOLOGIST 6 TH/ED | 1 | | |
| 194 | NURSING OLDER PEOPLE AT A GLANCE | 1 | | |
| 195 | NURSING THEORIES: THE BASE FOR PROFESSIONAL NURSING PRACTICE 6 TH/ED | 1 | | |
| 196 | OBSTETRICS AND GYNAECOLOGY: PREP MANUAL FOR UNDERGRADUATES (IND/ED) | 1 | | |
| 197 | OBSTETRICS AND GYNECOLOGY: A COMPETENCY-BASED COMPANION | 1 | | |
| 198 | OBSTETRICS AND GYNECOLOGY: DEJA REVIEW | 1 | | |
| 199 | OBSTETRICS AND GYNECOLOGY: MEDICAL REVIEW SERIES (IE) | 1 | | |
| 200 | OPHTHA-PHILATELY: A JOURNEY TO OPHTHAMOLOGY THROUGH POSTAGE | 1 | | |
| 201 | ORAL MEDICINE: EXAM PREPARATORY MANUAL FOR UNDERGRADUATES (IND/ED) | 1 | | |
| 202 | ORAL PATHOLOGY: CLINICAL PATHOLOGIC CORRELATIONS FIRST SOUTH ASIA EDITION | 1 | | |
| 203 | ORTHODONTICS: PREP MANUAL FOR UNDERGRADUATES 3 RD/ED (IND/ED) | 1 | | |
| 204 | ORTHOPEDIC PHYSICAL ASSESSMENT 6 TH/ED (IND/ED) | 1 | | |

'PREPARED/REVIEWED BY FOLLOWING MEMBERS OF TECHNICAL COMMITTEE

1. Dr. M. Moinuddin Siddiqui (Director SASIMS) Chairman of Procurement Committee

2. MR. Babur Ali (Assistant Commissioner Sehwan) Member

3. MR. Altaf Hussain Rajpar (Deputy Director Health Department wing) Member

4. MR. Mansoor Ali Soomro (Procurement Officer) Member

5. MR. Abid Ali Daudphoto (Pharmacist) Member

**SAYED ABDULLAH SHAH INSTITUTE OF MEDICAL SCIENCES
HEALTH DEPARTMENT, GOVERNMENT OF SINDH**



| | | | | |
|-----|--|---|--|--|
| | ORTHOPEDICS: READY RECKONER (IND/ED) | 1 | | |
| 206 | PACING OPTIONS IN THE ADULT PATIENT WITH CONGENITAL HEART DISEASE | 1 | | |
| 207 | PARK'S PEDIATRIC CARDIOLOGY FOR PRACTITIONERS 6 TH/ED (IND/ED) | 1 | | |
| 208 | PHARMACOLOGY FOR NURSES 2 ND/ED | 1 | | |
| 209 | PHYSIOLOGY: PREP MANUAL FOR UNDERGRADUATES 4 TH/ED (IND/ED)... OLD | 1 | | |
| 210 | PNF IN PRACTICE: AN ILLUSTRATED GUIDE 4 TH/ED | 1 | | |
| 211 | POCKET MEDICAL DICTIONARY | 1 | | |
| 212 | PRACTICAL APPLICATIONS OF INTRAVENOUS FLUIDS IN SURGICAL PATIENTS (IND/ED) | 1 | | |
| 213 | PRACTICAL APPROACH TO CLINICAL ECHOCARDIOGRAPHY (IND/ED) | 1 | | |
| 214 | PRACTICAL PAEDIATRIC PROBLEMS: A TEXTBOOK FOR MRCPCH (IE) | 1 | | |
| 215 | PRACTICE GUIDELINES IN ANESTHESIA | 1 | | |
| 216 | PRACTICE OF FERTILITY CONTROL: A COMPREHENSIVE MANUAL 7 TH/ED (IND/ED) | 1 | | |
| 217 | PRECLINICAL CONSERVATIVE DENTISTRY: READY-RECKONER SERIES IN DENTAL S | 1 | | |
| 218 | PREGNANCY AND CHILDBIRTH: A HOLISTIC APPROACH TO MASSAGE AND BODYWORK | 1 | | |
| 219 | PREGNANCY AT RISK: A PRACTICAL APPROACH TO HIGH RISK PREGNANCY & | 1 | | |
| 220 | PRINCIPLES OF ANESTHETIA EQUIPMENT (IND/ED) | 1 | | |
| 221 | PRINCIPLES OF PERINATAL AND PEDIATRIC HIV/AIDS (IND/ED) | 1 | | |
| 222 | PROCEDURES, TECHNIQUES & MINIMALLY INVASIVE MONITORING IN INTENSIVE CARE | 1 | | |
| 223 | PROSTHODONTIC TREATMENT FOR EDENTULOUS PATIENTS: SOUTH ASIAN EDITION | 1 | | |

PREPARED/REVIEWED BY FOLLOWING MEMBERS OF TECHNICAL COMMITTEE

1. Dr. M. Moinuddin Siddiqui (Director SASIMS) Chairman of Procurement Committee _____


2. MR. Babur Ali (Assitant Commissioner Sehwan) Member _____

3. MR. Altaf Hussain Rajpar (Deputy Director Health Department wing) Member _____

4. MR. Mansoor Ali Soomro (Procurement Officer) Member _____

5. MR. Abid Ali Daudphoto (Pharmacist) Member _____

**SAYED ABDULLAH SHAH INSTITUTE OF MEDICAL SCIENCES
HEALTH DEPARTMENT, GOVERNMENT OF SINDH**



| | | | |
|---|---|--|--|
| PSORIASIS: A PATIENT'S GUIDE 3 RD/ED | 1 | | |
| 225 PSYCHOLOGY FOR NURSING | 1 | | |
| 226 QUESTIONS AND ANSWERS: EXAM-ORIENTED ANATOMY BELOW DIAPHRAGM (IND/ED) | 1 | | |
| 227 RAPID REVIEW OF SURGERY 3 RD/ED (PAKISTANI EDITION) | 1 | | |
| 228 REVISION IN CLINICAL OPHTHALMOLOGY: ARNOLD'S SELF-ASSESSMENT | 1 | | |
| 229 SELECTIVE ANATOMY VOL-2: PREP MANUAL FOR UNDERGRADUATES (IND/ED) | 1 | | |
| 230 SELF-ASSESSMENT COLOUR REVIEW OF HEPATOBILIARY MEDICINE | 1 | | |
| 231 SHORT STAY MANAGEMENT OF HEART FAILURE (INCLUDES CD-ROM)... | 1 | | |
| 232 SLEEP RELATED BREATHING DISORDERS (IND/ED) | 1 | | |
| 233 SLEISINGER & FORDTRAM'S GASTROINTESTINAL AND LIVER DISEASE: | 1 | | |
| 234 SRB'S CLINICAL METHODS IN SURGERY 2 ND/ED (INCLUDES TWO DVD) | 1 | | |
| 235 STEP BY STEP MANAGEMENT OF CHEMO AND RADIOTHERAPY (INCLUDES CD-ROM) | 1 | | |
| 236 SUDDEN CARDIAC DEATH: A HANDBOOK FOR CLINICAL PRACTICE | 1 | | |
| 237 SURGERY ON THE MOVE (INCLUDES ONLINE ACCESS) | 1 | | |
| 238 SURGICAL SUBSPECIALTIES: PLATINUM VIGNETTES, ULTRA-HIGH-YIELD FOR USMLE | 1 | | |
| 239 SYNOPSIS OF PATHOLOGY (IND/ED) | 1 | | |
| 240 TEXTBOOK OF COMMUNITY MEDICINE AND PUBLIC HEALTH | 1 | | |
| 241 TEXTBOOK OF RADIOLOGY FOR RESIDENTS AND TECHNICIANS 4 TH/ED (IND/ED) | 1 | | |
| 242 TIETZ FUNDAMENTALS OF CLINICAL CHEMISTRY AND MOLECULAR DIAGNOSTICS 8 TH | 1 | | |

PREPARED/REVIEWED BY FOLLOWING MEMBERS OF TECHNICAL COMMITTEE

1. Dr. M. Moinuddin Siddiqui (Director SASIMS) Chairman of Procurement Committee _____

1. MR. Babur Ali (Assitant Commissioner Sehwan) Member _____

2. MR. Altaf Hussain Rajpar (Deputy Director Health Department wing) Member _____

3. MR. Mansoor Ali Soomro (Procurement Officer) Member _____

4. MR. Abid Ali Daudphoto (Pharmacist) Member _____

**SAYED ABDULLAH SHAH INSTITUTE OF MEDICAL SCIENCES
HEALTH DEPARTMENT, GOVERNMENT OF SINDH**








| | | | | |
|-----|--|---|--|--|
| | TIPS AND TRICKS IN FETAL ECHOCARDIOGRAPHY (IND/ED) | 1 | | |
| 244 | TREATISE ON VENOUS DISEASES (IND/ED) | 1 | | |
| 245 | ULTIMATE ECHO GUIDE 2 ND/ED (INCLUDES ONLINES ACCESS)... IND/ED | 1 | | |
| 246 | UNDERGRADUATE SURGERY SIMPLIFIED: A DIRECTED SELF-LEARNING COURSE FOR | 1 | | |
| 247 | UNDERSTANDING ANESTHESIA EQUIPMENT 5 TH/ED (INCLUDES ON-LINE TEST BANK) | 1 | | |
| 248 | UNDERSTANDING ANESTHESIA EQUIPMENT 5 TH/ED (INCLUDES ONLINE TEST BANK)... IND/ED | 1 | | |
| 249 | UNDERSTANDING MEDICAL EDUCATION: EVIDENCE, THEORY, AND PRACTICE 3 RD/ED | 1 | | |
| 250 | USMLE CLINICAL IMAGE BASED QUESTIONS 2014 | 1 | | |
| 251 | VACCINATION DILEMMA | 1 | | |
| 252 | WORKING WITH DEAF PEOPLE: A HANDBOOK FOR HEALTHCARE PROFESSIONALS | 1 | | |

SECTION: A
PLANT/ MACHINERY & EQUIPMENTS
TECHNICAL SPECIFICATION OF EQUIPMENT FOR CLINICAL LAB FOR PARAMEDICAL SCHOOL

| S # | Name of items | Quantity |
|-----|--|----------|
| 1. | Weighing balance Local Export Quality | 1 |
| 2. | Fractional weights Local Export Quality | 10 |
| 3. | Measuring cylinders | 10 |

PREPARED/REVIEWED BY FOLLOWING MEMBERS OF TECHNICAL COMMITTEE

- i. Dr. M. Moinuddin Siddiqui (Director SASIMS) Chairman of Procurement Committee 
- ii. MR. Babur Ali (Assitant Commissioner Sehwan) Member 
- iii. MR. Altaf Hussain Rajpar (Deputy Director Health Department wing) Member 
- iv. MR. Mansoor Ali Soomro (Procurement Officer) Member 
- v. MR. Abid Ali Daudphoto (Pharmacist) Member 

**SAYED ABDULLAH SHAH INSTITUTE OF MEDICAL SCIENCES
HEALTH DEPARTMENT, GOVERNMENT OF SINDH**



| | | |
|-----|---|----|
| | Local Export Quality | |
| 4. | Beakers Local Export Quality | 10 |
| 5. | Conical flask Local Export Quality | 10 |
| 6. | Pipettes Local Export Quality | 10 |
| 7. | Pestle & Mortar Local Export Quality | 5 |
| 8. | Funnel Local Export Quality | 10 |
| 9. | Glass or porcelain tile Local Export Quality | 5 |
| 10. | Burners Local Export Quality | 5 |
| 11. | Tripod stand Local Export Quality | 5 |
| 12. | Glass rods Local Export Quality | 10 |
| 13. | Litmus paper Local Export Quality | 25 |
| 14. | Filter paper Local Export Quality | 10 |
| 15. | Spatula Local Export Quality | 5 |
| 16. | Dispensing bottle Local Export Quality | 20 |
| 17. | Cork Local Export Quality | 20 |

PREPARED/REVIEWED BY FOLLOWING MEMBERS OF TECHNICAL COMMITTEE

1. Dr. M. Moinuddin Siddiqui (Director SASIMS) Chairman of Procurement Committee 
2. MR. Babur Ali (Assistant Commissioner Sehwan) Member 
3. MR. Altaf Hussain Rajpar (Deputy Director Health Department wing) Member 
4. MR. Mansoor Ali Soomro (Procurement Officer) Member 
5. MR. Abid Ali Daudphoto (Pharmacist) Member 

**SAYED ABDULLAH SHAH INSTITUTE OF MEDICAL SCIENCES
HEALTH DEPARTMENT, GOVERNMENT OF SINDH**



| | | |
|-----|---|----|
| 18. | IV Branula Local Export Quality | 2 |
| 19. | Butterfly Needle Local Export Quality | 2 |
| 20. | Nasogastric Tubes Local Export Quality | 2 |
| 21. | Folley's catheter Local Export Quality | 2 |
| 22. | Urine Bags Local Export Quality | 2 |
| 23. | CVP Line Local Export Quality | 1 |
| 24. | Simple Bandages Local Export Quality | 5 |
| 25. | Crepe bandages Local Export Quality | 5 |
| 26. | Plaster Of Paris Bandages Local Export Quality | 5 |
| 27. | ECG Electrodes Local Export Quality | 28 |
| 28. | Pencil point / automatic Lumber Puncture Needle Local Export Quality | 2 |
| 29. | Air Ways Local Export Quality | 1 |
| 30. | Endotracheal tubes Local Export Quality | 1 |
| 31. | Intravenous infusion sets Local Export Quality | 1 |
| 32. | Blood transfusion sets Local Export Quality | 1 |

PREPARED/REVIEWED BY FOLLOWING MEMBERS OF TECHNICAL COMMITTEE

1. Dr. M. Moinuddin Siddiqui (Director SASIMS) Chairman of Procurement Committee _____

2. MR. Babur Ali (Assitant Commissioner Sehwan) Member _____

3. MR. Altaf Hussain Rajpar (Deputy Director Health Department wing) Member _____

4. MR. Mansoor Ali Soomro (Procurement Officer) Member _____

5. MR. Abid Ali Daudphoto (Pharmacist) Member _____

**SAYED ABDULLAH SHAH INSTITUTE OF MEDICAL SCIENCES
HEALTH DEPARTMENT, GOVERNMENT OF SINDH**



| | | |
|-----|------------------------------------|---|
| 33. | Blood bags Local Export Quality | 1 |
| 34. | Vicryl Local Export Quality | 2 |
| 35. | Prolene Local Export Quality | 2 |
| 36. | Silk Local Export Quality | 2 |
| 37. | Catgut Local Export Quality | 2 |





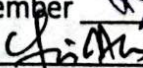
SECTION: A

PLANT/ MACHINERY & EQUIPMENTS

TECHNICAL SPECIFICATION OF EQUIPMENT FOR CLINICAL LABORATORY FOR PARAMEDICAL SCHOOL

| S # | Name of items | Quantity |
|-----|---|----------|
| 1. | Teaching Microscope five head with pointer Local Export Quality ISO Certified | 1 |

PREPARED/REVIEWED BY FOLLOWING MEMBERS OF TECHNICAL COMMITTEE

1. Dr. M. Moinuddin Siddiqui (Director SASIMS) Chairman of Procurement Committee 
2. MR. Babur Ali (Assistant Commissioner Sehwan) Member 
3. MR. Altaf Hussain Rajpar (Deputy Director Health Department wing) Member 
4. MR. Mansoor Ali Soomro (Procurement Officer) Member 
5. MR. Abid Ali Daudphoto (Pharmacist) Member 

**SAYED ABDULLAH SHAH INSTITUTE OF MEDICAL SCIENCES
HEALTH DEPARTMENT, GOVERNMENT OF SINDH**



| 2. | Electricity operated student microscope at least six for 25 students Local Export Quality ISO Certified | 1 | | | | | | | | | | | | | | | | | | | | | | | | | | | | | | | | | | | | |
|----------------------------------|---|----------------------|--|---------------|--|-------------|--|-------------------------------|---|-----------------------------|--|-------------------------|--|----------------|-----|----------------------|--------------|----------------------------------|---|-------------|--------------------------|----------------------|-------------------|----------|------|-----|----------|---|-----|--------|----|-----|-----------|---|-----|-----------|----------------------|---|
| 3. | Westergreen's tubes, wintrobe tubes and ESR stands Local Export Quality ISO Certified | 1 | | | | | | | | | | | | | | | | | | | | | | | | | | | | | | | | | | | | |
| 4. | Centrifuge machines Technical Specifications: Perform both routine clinical and life science applications in one platform with the Dual Spin rotor. Should be able to accommodate 1.4 m L to 15 m L tubes with two spacer options. <table border="1"> <tr> <td>Maximum capacity</td> <td>8x15mL (fixed angle) 8x10mL (swinging bucket)</td> </tr> <tr> <td>Maximum speed</td> <td>300-4,900rpm, adjustable in increments of 100rpm</td> </tr> <tr> <td>Maximum RCF</td> <td>3,114xg (fixed angle) 3,490xg (swinging bucket)</td> </tr> <tr> <td>Time setting</td> <td>1-99 minutes, in increments of 1 minute; HOLD</td> </tr> <tr> <td>Control system</td> <td>Microprocessor</td> </tr> <tr> <td>User interface</td> <td>Large, brightly-lit LED display</td> </tr> <tr> <td>Program memory</td> <td>4</td> </tr> <tr> <td>Acceleration profile</td> <td>1 (standard)</td> </tr> <tr> <td>Acceleration/deceleration rates*</td> <td>24/37 seconds (fixed angle) 24/31 seconds (swinging bucket)</td> </tr> <tr> <td>Noise level</td> <td><56dBA (swinging bucket)</td> </tr> <tr> <td>Power consumption</td> <td>100-230W, voltage</td> </tr> </table> <p>Supplied with: All Standard Accessories, Service & Operating Manual. Certification: ISO-13485, CE, FDA (510 K), JIS (Any Two) Country of Origin: UK, USA, Europe, Japan or equivalent.</p> | Maximum capacity | 8x15mL (fixed angle) 8x10mL (swinging bucket) | Maximum speed | 300-4,900rpm, adjustable in increments of 100rpm | Maximum RCF | 3,114xg (fixed angle) 3,490xg (swinging bucket) | Time setting | 1-99 minutes, in increments of 1 minute; HOLD | Control system | Microprocessor | User interface | Large, brightly-lit LED display | Program memory | 4 | Acceleration profile | 1 (standard) | Acceleration/deceleration rates* | 24/37 seconds (fixed angle) 24/31 seconds (swinging bucket) | Noise level | <56dBA (swinging bucket) | Power consumption | 100-230W, voltage | 1 | | | | | | | | | | | | | | |
| Maximum capacity | 8x15mL (fixed angle) 8x10mL (swinging bucket) | | | | | | | | | | | | | | | | | | | | | | | | | | | | | | | | | | | | | |
| Maximum speed | 300-4,900rpm, adjustable in increments of 100rpm | | | | | | | | | | | | | | | | | | | | | | | | | | | | | | | | | | | | | |
| Maximum RCF | 3,114xg (fixed angle) 3,490xg (swinging bucket) | | | | | | | | | | | | | | | | | | | | | | | | | | | | | | | | | | | | | |
| Time setting | 1-99 minutes, in increments of 1 minute; HOLD | | | | | | | | | | | | | | | | | | | | | | | | | | | | | | | | | | | | | |
| Control system | Microprocessor | | | | | | | | | | | | | | | | | | | | | | | | | | | | | | | | | | | | | |
| User interface | Large, brightly-lit LED display | | | | | | | | | | | | | | | | | | | | | | | | | | | | | | | | | | | | | |
| Program memory | 4 | | | | | | | | | | | | | | | | | | | | | | | | | | | | | | | | | | | | | |
| Acceleration profile | 1 (standard) | | | | | | | | | | | | | | | | | | | | | | | | | | | | | | | | | | | | | |
| Acceleration/deceleration rates* | 24/37 seconds (fixed angle) 24/31 seconds (swinging bucket) | | | | | | | | | | | | | | | | | | | | | | | | | | | | | | | | | | | | | |
| Noise level | <56dBA (swinging bucket) | | | | | | | | | | | | | | | | | | | | | | | | | | | | | | | | | | | | | |
| Power consumption | 100-230W, voltage | | | | | | | | | | | | | | | | | | | | | | | | | | | | | | | | | | | | | |
| 5. | Hematology Analyzer Technical Specifications: <table border="1"> <tr> <td>Throughput</td> <td>CBC+Differential upto 84 per hour or better</td> </tr> <tr> <td>Sample Size</td> <td>Open mode 150µL; Sample Loader 230µL or better</td> </tr> <tr> <td>Reagents</td> <td>Only 3 reagents plus optional reticulocyte reagent or better</td> </tr> <tr> <td>WBC & Differential Technology</td> <td>Optical Scatter plot Analysis or better / or equivalent</td> </tr> <tr> <td>RBC and Platelet Technology</td> <td>Optical analysis with no additional reagent or reflex testing requirement for PLTs</td> </tr> <tr> <td>Reticulocyte Technology</td> <td>Optical analysis with New Methylene Blue NOCLS method; supravital staining technique or better</td> </tr> </table> <p>Analytical Measurement Ranges:</p> <table border="1"> <thead> <tr> <th>Parameter</th> <th>AMR</th> <th>Units</th> </tr> </thead> <tbody> <tr> <td>WBC</td> <td>0.02-246.8</td> <td>x10³/µL</td> </tr> <tr> <td>RBC</td> <td>0.00-7.50</td> <td>x10⁶/µL</td> </tr> <tr> <td>HGB</td> <td>0.0-25.0</td> <td>g/dL</td> </tr> <tr> <td>HCT</td> <td>8.3-79.8</td> <td>%</td> </tr> <tr> <td>MCV</td> <td>58-139</td> <td>fL</td> </tr> <tr> <td>RDW</td> <td>10.0-29.8</td> <td>%</td> </tr> <tr> <td>PLT</td> <td>0.00-3000</td> <td>x10³/µL</td> </tr> </tbody> </table> | Throughput | CBC+Differential upto 84 per hour or better | Sample Size | Open mode 150µL; Sample Loader 230µL or better | Reagents | Only 3 reagents plus optional reticulocyte reagent or better | WBC & Differential Technology | Optical Scatter plot Analysis or better / or equivalent | RBC and Platelet Technology | Optical analysis with no additional reagent or reflex testing requirement for PLTs | Reticulocyte Technology | Optical analysis with New Methylene Blue NOCLS method; supravital staining technique or better | Parameter | AMR | Units | WBC | 0.02-246.8 | x10 ³ /µL | RBC | 0.00-7.50 | x10 ⁶ /µL | HGB | 0.0-25.0 | g/dL | HCT | 8.3-79.8 | % | MCV | 58-139 | fL | RDW | 10.0-29.8 | % | PLT | 0.00-3000 | x10 ³ /µL | 1 |
| Throughput | CBC+Differential upto 84 per hour or better | | | | | | | | | | | | | | | | | | | | | | | | | | | | | | | | | | | | | |
| Sample Size | Open mode 150µL; Sample Loader 230µL or better | | | | | | | | | | | | | | | | | | | | | | | | | | | | | | | | | | | | | |
| Reagents | Only 3 reagents plus optional reticulocyte reagent or better | | | | | | | | | | | | | | | | | | | | | | | | | | | | | | | | | | | | | |
| WBC & Differential Technology | Optical Scatter plot Analysis or better / or equivalent | | | | | | | | | | | | | | | | | | | | | | | | | | | | | | | | | | | | | |
| RBC and Platelet Technology | Optical analysis with no additional reagent or reflex testing requirement for PLTs | | | | | | | | | | | | | | | | | | | | | | | | | | | | | | | | | | | | | |
| Reticulocyte Technology | Optical analysis with New Methylene Blue NOCLS method; supravital staining technique or better | | | | | | | | | | | | | | | | | | | | | | | | | | | | | | | | | | | | | |
| Parameter | AMR | Units | | | | | | | | | | | | | | | | | | | | | | | | | | | | | | | | | | | | |
| WBC | 0.02-246.8 | x10 ³ /µL | | | | | | | | | | | | | | | | | | | | | | | | | | | | | | | | | | | | |
| RBC | 0.00-7.50 | x10 ⁶ /µL | | | | | | | | | | | | | | | | | | | | | | | | | | | | | | | | | | | | |
| HGB | 0.0-25.0 | g/dL | | | | | | | | | | | | | | | | | | | | | | | | | | | | | | | | | | | | |
| HCT | 8.3-79.8 | % | | | | | | | | | | | | | | | | | | | | | | | | | | | | | | | | | | | | |
| MCV | 58-139 | fL | | | | | | | | | | | | | | | | | | | | | | | | | | | | | | | | | | | | |
| RDW | 10.0-29.8 | % | | | | | | | | | | | | | | | | | | | | | | | | | | | | | | | | | | | | |
| PLT | 0.00-3000 | x10 ³ /µL | | | | | | | | | | | | | | | | | | | | | | | | | | | | | | | | | | | | |

PREPARED / REVIEWED BY FOLLOWING MEMBERS OF TECHNICAL COMMITTEE






- 1. Dr. M. Moinuddin Siddiqui (Director SASIMS) Chairman of Procurement Committee
- 2. MR. Babur Ali (Assistant Commissioner Sehwan) Member
- 3. MR. Altaf Hussain Rajpar (Deputy Director Health Department wing) Member
- 4. MR. Mansoor Ali Soomro (Procurement Officer) Member
- 5. MR. Abid Ali Daudphoto (Pharmacist) Member

**SAYED ABDULLAH SHAH INSTITUTE OF MEDICAL SCIENCES
HEALTH DEPARTMENT, GOVERNMENT OF SINDH**



| | | | |
|---|---|---|----|
| | MPV | 4.3-17.2 | fl |
| Data Management & System Info: | | | |
| Operating System: | | Microsoft Windows-based or equivalent | |
| Storage: | | 10,000 results stored with graphics or more | |
| QC: | | Full on-board QC including Levey-Jennings plots and Westgard rules | |
| Display: | | Touchscreen monitor | |
| Interface: | | Barcode reading (Code 39, Codabar, Code 128, Interleaved 2 of 5, ISBT) or better | |
| Supplied with: Compatible Ups and Printer Certification: ISO-13485, CE, FDA (510 K), JIS (Any Two) Country of Origin: UK, USA, Europe, Japan or equivalent. | | | |
| 6. | Chemistry Analyzer Technical Specifications: Compact semi-automated | | 1 |
| | Analyzer Type | Semi-Automated Photometer | |
| | Reagent system | Open | |
| | Reaction system | Flow cell or square cuvette | |
| | Incubator | Optional external incubator | |
| | User interface | 7-Inch color touchscreen | |
| | Measuring Modes | Photometry at 25°C, 30°C, 37°C and ambient temperature | |
| | Liquid Handling | Peristaltic Pump | |
| | Result Storage | 10,000 result incl. reaction curve, method and calibration, 75 method positions, included | |
| | Method Storage | Over 30 validated methods | |
| | Consumables | Flow cell cleaner 100ml | |
| | Battery Pack | Portable battery system 73Wh | |
| Supplied with: Compatible Ups and Printer Certification: ISO-13485, CE, FDA (510 K), JIS (Any Two) Country of Origin: UK, USA, Europe, Japan or equivalent. | | | |
| 7. | Water baths Local Export Quality | | 1 |
| 8. | Glassware Local Export Quality | | 1 |
| 9. | Glass slides and cover slips Local Export Quality | | 1 |
| 10. | Petri dishes Local Export Quality | | 1 |
| 11. | RBC, WBC pipettes Local Export Quality | | 1 |
| 12. | Automatic pipettes | | 1 |

PREPARED/REVIEWED BY FOLLOWING MEMBERS OF TECHNICAL COMMITTEE


- i. Dr. M. Moinuddin Siddiqui (Director SASIMS) Chairman of Procurement Committee 
- ii. MR. Babur Ali (Assistant Commissioner Sehwan) Member 
- iii. MR. Altaf Hussain Rajpar (Deputy Director Health Department wing) Member 
- iv. MR. Mansoor Ali Soomro (Procurement Officer) Member 
- v. MR. Abid Ali Daudphoto (Pharmacist) Member 

**SAYED ABDULLAH SHAH INSTITUTE OF MEDICAL SCIENCES
HEALTH DEPARTMENT, GOVERNMENT OF SINDH**





| | | |
|-----|--|---|
| | Local Export Quality | |
| 13. | Stain and media Local Export Quality | 1 |
| 14. | Giemsa's stain /25 g Local Export Quality | 1 |
| 15. | Leishman Stain/25 g Local Export Quality | 1 |
| 16. | Fields Stain /25 g Local Export Quality | 1 |
| 17. | Gram stain /25 g Local Export Quality | 1 |
| 18. | Reticulocyte Stain /25 g Local Export Quality | 1 |
| 19. | ZN stain /25 g Local Export Quality | 1 |
| 20. | Blood Agar/500 g Local Export Quality | 1 |
| 21. | Chocolate agar /500 g Local Export Quality | 1 |
| 22. | Mackonkey agar /500 mc Local Export Quality | 1 |
| 23. | Cedar wood oil /500 mc Local Export Quality | 1 |
| 24. | Thermometers four in no. Local Export Quality | 1 |
| 25. | Stethoscope Local Export Quality | 1 |
| 26. | B. P Apparatus Local Export Quality | 1 |


PREPARED/REVIEWED BY FOLLOWING MEMBERS OF TECHNICAL COMMITTEE

1. Dr. M. Moinuddin Siddiqui (Director SASIMS) Chairman of Procurement Committee 

2. MR. Babur Ali (Assitant Commissioner Sehwan) Member 

3. MR. Altaf Hussain Rajpar (Deputy Director Health Department Wing) Member 

4. MR. Mansoor Ali Soomro (Procurement Officer) Member 

5. MR. Abid Ali Daudphoto (Pharmacist) Member 

**SAYED ABDULLAH SHAH INSTITUTE OF MEDICAL SCIENCES
HEALTH DEPARTMENT, GOVERNMENT OF SINDH**



| | | |
|-----|--|---|
| 27. | Sterilizer Local Export Quality | 1 |
| 28. | Tongue Depressor Local Export Quality | 1 |
| 29. | Splints Local Export Quality | 1 |

Section: A

Technical Specification of Plant & Machinery/ Equipment for Nursing & Paramedical School

| S# | DESCRIPTION | Qty |
|----|---|-----|
| 1 | <p>Intramuscular Inj Sim</p> <p>Technical Features It should contain following features:</p> <ul style="list-style-type: none"> The IM simulator must represent a right upper arm with all important anatomical palpable landmarks such as acromion and humerus that allows for placing correct intramuscular injections. Built-in fine electronics that produce audio-visual feedback of the result, e. g. correct or incorrect injection, bone contact, or wrong location. <p>Delivery content:</p> <ul style="list-style-type: none"> At least 01 replacement skin Injection syringe & needle <p>Certification: ISO-13485, CE, FDA (510 K), JIS (Any Two) Country of Origin: UK, USA, Europe, Japan or Equivalent</p> | 01 |

PREPARED/REVIEWED BY FOLLOWING MEMBERS OF TECHNICAL COMMITTEE

1. Dr. M. Moinuddin Siddiqui (Director SASIMS) Chairman of Procurement Committee

2. MR. Babur Ali (Assistant Commissioner Sehwan) Member

3. MR. Altaf Hussain Rajpar (Deputy Director Health Department wing) Member

4. MR. Mansoor Ali Soomro (Procurement Officer) Member

5. MR. Abid Ali Daudphoto (Pharmacist) Member

**SAYED ABDULLAH SHAH INSTITUTE OF MEDICAL SCIENCES
HEALTH DEPARTMENT, GOVERNMENT OF SINDH**



| | | |
|---|--|----|
| | <p>Arm, IV, Advanced, White</p> <p>Technical Features</p> <p>It should contain following features:</p> <ul style="list-style-type: none"> • Venipuncture must be possible in the antecubital fossa or dorsum of the hand • Peripheral IV-line insertion and removal • Accessible veins must include median, basilic and cephalic • Palpable veins must enable site selection and preparation • Infusible veins must allow peripheral therapy with IV bolus or push injection method • Peripheral IV-line maintenance including assessment and rotation of site and dressing, solution and tubing change • Articulates to adult manikins <p>Delivery content:</p> <p>1 Arm Reproduction, 1 Replacement Skin & Multi-Vein System, 1 Bottle of Red Simulated Blood, 1 Can of Manikin Lubricant, 1 Blood Bag with Tubing and Connector, 1 Clamp and Hook & Directions for Use</p> <p>Certification: ISO-13485, CE, FDA (510 K), JIS (Any Two)</p> <p>Country of Origin: UK, USA, Europe, Japan or Equivalent</p> | 01 |
| 3 | <p>Cathy II Mnikin</p> <p>Technical Features</p> <p>It should contain following features:</p> <ul style="list-style-type: none"> • Accurately represents a full term (40 week), 50 th percentile newborn female, measuring 21 inches and weighing 7 lbs. • Must allow for training in all aspects of newborn airway management, including the use of positive-pressure airway devices, and the placement of ET tubes and LMAs. • The torso must include functionality to relieve a tension pneumothorax via needle decompression. • The patent umbilicus must have a manually generated pulse that can be assessed, cut and can be catheterized for IV access. • IO access in both legs. <p>Way Features</p> <ul style="list-style-type: none"> • Positioning the newborn to simulate opening the airway via head tilt, chin lift or jaw thrust • Positive Pressure Ventilation (BVM or anesthesia bag) • ET tube intubation • LMA insertion • Orogastric tube insertion • Stomach distension • Suctioning (of the nares, nasopharynx, oropharynx, esophagus and the lungs via an ET tube) • Meconium module for suction removal <p>athing features</p> <ul style="list-style-type: none"> • Bilateral and unilateral (with mainstem intubation) chest rise and fall with mechanical ventilation • Pneumothorax - Needle thoracentesis left mid axillary (pneumothorax) | 01 |

PREPARED/REVIEWED BY FOLLOWING MEMBERS OF TECHNICAL COMMITTEE






- 1. Dr. M. Moinuddin Siddiqui (Director SASIMS) Chairman of Procurement Committee 
- 2. MR. Babur Ali (Assitant Commissioner Sehwan) Member 
- 3. MR. Altaf Hussain Rajpar (Deputy Director Health Department wing) Member 
- 4. MR. Mansoor Ali Soomro (Procurement Officer) Member 
- 5. MR. Abid Ali Daudphoto (Pharmacist) Member 

**SAYED ABDULLAH SHAH INSTITUTE OF MEDICAL SCIENCES
HEALTH DEPARTMENT, GOVERNMENT OF SINDH**



| | | |
|---|--|----|
| | <ul style="list-style-type: none"> • Cardiac features • Manual chest compression at appropriate depth (1/3 AP) and force • Circulation Features • Manual umbilical pulse <p>vascular Access</p> <ul style="list-style-type: none"> • Umbilical Vein/ Artery access via patent umbilicus • IO access in left and right lower leg, tibial tuberosity and medial malleolus <p>Other Features</p> <ul style="list-style-type: none"> • Full articulation <p>Certification: ISO-13485, CE, FDA (510 K), JIS (Any Two) Country of Origin: UK, USA, Europe, Japan or Equivalent</p> | |
| 4 | <p>Pelvic Bone/F Head</p> <p>Technical Features It should contain following features:</p> <p>The childbirth model must demonstrate the progress of the fetal head through the pelvis during birth. The childbirth demonstration pelvis simulator must be consists of a female pelvic skeleton with a movable symphysis, hip bone, sacrum, coccyx and 2 lumbar vertebrae articulated to accommodate passage of a fetal skull mounted on an omni positioning flexible gooseneck support. Realistic anatomical replica of the childbirth process. Childbirth pelvis must be delivered on baseboard. Must Have Digital Anatomy App Support. Certification: ISO-13485, CE, FDA (510 K), JIS (Any Two) Country of Origin: UK, USA, Europe, Japan or Equivalent</p> | 01 |
| 5 | <p>Cervical Dil/Effacement</p> <p>Technical Features It should contain following features:</p> <p>The trainer must be consists of a set of 6 inserts that show the level of cervical dilation and effacing. The inserts must be used both as stand-alone trainers and as an extension module for birth simulators. The inserts must be looking the same from the outside, but indicate, using a number code on the back, the condition of the cervix on the inside. The following levels and birth stages are shown:</p> <ul style="list-style-type: none"> • Cervix closed (0.5 cm), level -2 • Cervix open 2 cm, level -2 • Cervix open 3 cm, half effaced, level -2 • Cervix open 5 cm, effaced, level -1 • Cervix open 7 cm, effaced, level -1 • Cervix open 9 cm, effaced, level 0 <p>Delivery contents:</p> <ul style="list-style-type: none"> • 6 birth stage inserts | 01 |

PREPARED/REVIEWED BY FOLLOWING MEMBERS OF TECHNICAL COMMITTEE

1. Dr. M. Moinuddin Siddiqui (Director SASIMS) Chairman of Procurement Committee 
2. MR. Babur Ali (Assistant Commissioner Sehwan) Member 
3. MR. Altaf Hussain Rajpar (Deputy Director Health Department wing) Member 
4. MR. Mansoor Ali Soomro (Procurement Officer) Member 
5. MR. Abid Ali Daudphoto (Pharmacist) Member 

**SAYED ABDULLAH SHAH INSTITUTE OF MEDICAL SCIENCES
HEALTH DEPARTMENT, GOVERNMENT OF SINDH**



| | | |
|---|--|----|
| | <ul style="list-style-type: none"> • Lubricant • Carry bag <p>Certification: ISO-13485, CE, FDA (510 K), JIS (Any Two) Country of Origin: UK, USA, Europe, Japan or Equivalent</p> | |
| 6 | <p>Infant Injectable Head</p> <p>Technical Features The Pediatric head must demonstrate and supports practicing infusions and injections in the temporal and jugular veins of a newborn to a twelve-month-old infant. The neck must be made of soft, flexible foam to provide a realistic feel of palpation and puncture. The pediatric head must include the following: • Head (to represent a six-month-old infant) with skin and veins • Fluid supply bag • 2 different gauge winged infusion needles • Artificial blood Must be Supplied in a hard carrying case.</p> <p>Certification: ISO-13485, CE, FDA (510 K), JIS (Any Two) Country of Origin: UK, USA, Europe, Japan or Equivalent</p> | 01 |
| 7 | <p>A-B-C Breast Exam</p> <p>Technical Features The Breast Examination Simulator must be a realistic natural casting of three different female breasts in C and D cups, to train and practice breast examination.</p> <ul style="list-style-type: none"> • Made of high-quality silicone • Displays the skin in finest detail • Very realistic to the touch and dermatologically tested • Benign and malignant tumors in different stages of development must be show in two breasts • A healthy breast must be supplied for comparison • Supplied with base and talcum powder <p>Certification: ISO-13485, CE, FDA (510 K), JIS (Any Two) Country of Origin: UK, USA, Europe, Japan or Equivalent</p> | 01 |
| 8 | <p>Airway Larry CPR Manikin</p> <p>Technical Features It should contain following features: Airway features</p> <ul style="list-style-type: none"> • Positive pressure ventilation • Realistic chest rise and fall • Sellick maneuver • Stomach decompression • Suctioning techniques • Supraglottic airways (LMA, LTA and Combitube) • Jaw thrust maneuver (movable jaw) • Airway closes when neck is underextended • Nasal passages open for nose pinch • Supraglottic airways | 01 |

PREPARED/REVIEWED BY FOLLOWING MEMBERS OF TECHNICAL COMMITTEE

1. Dr. M. Moinuddin Siddiqui (Director SASIMS) Chairman of Procurement Committee _____
2. MR. Babur Ali (Assitant Commissioner Sehwan) Member _____
3. MR. Altaf Hussain Rajpar (Deputy Director Health Department wing) Member _____
4. MR. Mansoor Ali Soomro (Procurement Officer) Member _____
5. MR. Abid Ali Daudphoto (Pharmacist) Member _____

**SAYED ABDULLAH SHAH INSTITUTE OF MEDICAL SCIENCES
HEALTH DEPARTMENT, GOVERNMENT OF SINDH**



Blood pressure / pulses

- Carotid pulse

Circulation

- Defibrillation Pad placement sensors
- Defibrillation sensors

Circulatory skills and IV drug administration

- IV Injections

CPR

- Compression measurement and feedback
- Detailed CPR evaluation
- Mouth-to-Mouth ventilations
- Use in automated chest compression machine
- Ventilation measurement
- Anatomical landmarks
- Chest compression
- Head tilt/chin lift maneuver
- Ventilations with visible chest rise
- Hand placement measurement and feedback
- Bag valve mask ventilations

Eye features

- Interchangeable Pupils

Wounds / Trauma

- Optional Wound Care and Assessment Module set

Debriefing

- Debriefing through recorded events
- Quick Review of CPR performance

Certification: ISO-13485, CE, FDA (510 K), JIS (Any Two)

Country of Origin: UK, USA, Europe, Japan or Equivalent

PREPARED/REVIEWED BY FOLLOWING MEMBERS OF TECHNICAL COMMITTEE

1. Dr. M. Moinuddin Siddiqui (Director SASIMS) Chairman of Procurement Committee 

2. MR. Babur Ali (Assistant Commissioner Sehwan) Member 

3. MR. Altaf Hussain Rajpar (Deputy Director Health Department wing) Member 

4. MR. Mansoor Ali Soomro (Procurement Officer) Member 

5. MR. Abid Ali Daudphoto (Pharmacist) Member 

**SAYED ABDULLAH SHAH INSTITUTE OF MEDICAL SCIENCES
HEALTH DEPARTMENT, GOVERNMENT OF SINDH**



| | | |
|----|--|----|
| | <p>Cath Simulator</p> <p>Technical Features</p> <p>It should contain following features:</p> <ul style="list-style-type: none"> • Female catheterization with realistic resistance • 3 levels of adjustable narrowing of urethra • Soft and movable foreskin and labia • Liquid outflow if catheterization is successfully carried out • The situation can be checked through the transparent bladder • Stands securely on the table thanks to the non-slip feet • Magnetic connectors for quick set-up and dismantling • Easy to clean, and the inserts can be completely removed <p>Delivery contents:</p> <ul style="list-style-type: none"> • Stand with magnetic connections for genital inserts • Female catheterization set with transparent bladder • Bottle and tube connectors <p>Certification: ISO-13485, CE, FDA (510 K), JIS (Any Two)</p> <p>Country of Origin: UK, USA, Europe, Japan or Equivalent</p> | 01 |
| 10 | <p>Breast Examination Simulator</p> <p>Technical Features</p> <p>It should contain following features:</p> <ul style="list-style-type: none"> • Must demonstrate natural casting of a female upper body with medium sized breasts that can easily be worn, in order to better train and practice breast self-examination. • Must be made of new high-quality silicone • Displays the skin in finest detail • Very realistic to the touch • Breast examination must be possible in both upright or lying positions • Benign and malignant tumors in different stages of development hone self-examination skills • 2 benign tumors • - 4 malignant tumors • - 2 typical anomalies • Supplied with talcum powder, harness and stand <p>Certification: ISO-13485, CE, FDA (510 K), JIS (Any Two)</p> <p>Country of Origin: UK, USA, Europe, Japan or Equivalent</p> | 01 |

PREPARED/REVIEWED BY FOLLOWING MEMBERS OF TECHNICAL COMMITTEE

1. Dr. M. Moinuddin Siddiqui (Director SASIMS) Chairman of Procurement Committee _____

2. MR. Babur Ali (Assitant Commissioner Sehwan) Member _____

3. MR. Altaf Hussain Rajpar (Deputy Director Health Department Wing) Member _____

4. MR. Mansoor Ali Soomro (Procurement Officer) Member _____

5. MR. Abid Ali Daudphoto (Pharmacist) Member _____

**SAYED ABDULLAH SHAH INSTITUTE OF MEDICAL SCIENCES
HEALTH DEPARTMENT, GOVERNMENT OF SINDH**



| | | |
|----|---|----|
| | <p>Cervical Dillation and effacement Simulators</p> <p>Technical Features It should contain following features:</p> <p>The simulator must be soft with a realistic feel and touch to enhance the birthing simulation experience. The simulator must provide lifelike simulation of cervical examination prior to birth. The set must be consists of six separate pelvic blocks. The external appearance of all six blocks must be identical, with the variations being in the internal structure. The internal texture, tissue density, and correct anatomical size are all carefully represented to provide the most realistic condition possible. The simulators must depict six different cervical conditions prior to birth. Each must be clearly identified on the back side to indicate which condition exists internally. Students must gain a tactile understanding of no dilatation, 2 cm, 5 cm, 7 cm, 9 cm, and effacement conditions. Includes six simulation blocks (Stages One through Six), acrylic stand, glove, powder, lubricant, instruction card, and a hard carry case.</p> <p>Certification: ISO-13485, CE, FDA (510 K), JIS (Any Two) Country of Origin: UK, USA, Europe, Japan or Equivalent</p> | 01 |
| 12 | <p>Gynegolic Skills Trainer,</p> <p>Technical Features The Gynecologic Simulator must be an adult-sized lower torso & high-quality silicone that supports during palpation and bimanual examination a realistic look, feel and texture. Must be supplied with four different uteri modules with externally palpable abnormal pathologies that can be easily interchangeable and can be completed with 6 different cervices. Key Features:</p> <ul style="list-style-type: none"> • Perform bimanual examinations with palpable, realistic, normal and abnormal uteri • Perform vaginal examination with speculum • Train vaginal examination with easily interchangeable cervices and have visual recognition of normal and abnormal anatomy variations • Evaluate multiple conditions using the interchangeable cervices "normal" and "pathologic" • Pap test for cervical screening • Practice catheterization (no fluid) • Suppository administration and digital rectal examination • Normal uterus which can simulate an anteflexion or a retroflexion • Bicornate uterus • Uterus with removable myomas • Enlarged uterus (13 cm large, 11 cm high) • Normal nulliparous or para 0 cervix • Normal multiparous cervix • Ectropion cervix (erosion) • Dysplasia cervix • Cervix with carcinoma • Barrel-shaped carcinoma cervix <p>Additional Features: Adult-sized female lower torso with accurate anatomy, including ischial spines, pubic</p> | 01 |

PREPARED/REVIEWED BY FOLLOWING MEMBERS OF TECHNICAL COMMITTEE

- 1. Dr. M. Moinuddin Siddiqui (Director SASIMS) Chairman of Procurement Committee _____
- 2. MR. Babur Ali (Assitant Commissioner Sehwan) Member _____
- 3. MR. Altaf Hussain Rajpar (Deputy Director Health Department wing) Member _____
- 4. MR. Mansoor Ali Soomro (Procurement Officer) Member _____
- 5. MR. Abid Ali Daudphoto (Pharmacist) Member _____

**SAYED ABDULLAH SHAH INSTITUTE OF MEDICAL SCIENCES
HEALTH DEPARTMENT, GOVERNMENT OF SINDH**



| | | |
|----|---|----|
| | <p>bones and sacrum for a realistic examination Leg stumps must be in examination position and with the gynecologic examination wedge the possibility to simulate a leaned position of the patient as in a gynecological examination chair The bladder must be simulated full or empty to make the palpation of the structure possibly restricted Labia must be realistically separated Abdominal wall must be removed quickly and without any tools to change the uterus and the cervix easily Latex free Delivery content:</p> <ul style="list-style-type: none"> • Gynecologic Skills Trainer • Uteri set (4): Normal uterus, Bicornate uterus, Uterus with 3 removable myomas structures, Enlarged uterus • Cervices Set (6): Normal nulliparous or para 0 cervix, Normal multiparous cervix, Ectropion cervix (erosion), Dysplasia cervix, Cervix with carcinoma, Cervix with barrel-shaped carcinoma • Gynecologic examination wedge • Lubricant <p>Certification: ISO-13485, CE, FDA (510 K), JIS (Any Two) Country of Origin: UK, USA, Europe, Japan or Equivalent</p> | |
| 13 | <p>IV Injection</p> <p>Technical Features</p> <p>The IV Arm must be of silicone that allows realistic training to teach competence to medical staff. Main Features:</p> <ul style="list-style-type: none"> • Correct puncture of peripheral veins for blood sampling. The following veins must be punctured through IV Arm: basilica vein, cephalic vein, median cubital vein, dorsal venous rete of hand • Intravenous injections • Positioning of a butterfly catheter <p>Delivery content:</p> <ul style="list-style-type: none"> • 1 injection arm with already mounted tubing system • 1 infusion bottle & artificial blood concentrate • 1 stand & Cup & talcum powder • 1 disposable syringe and 2 injection cannulas • At least 2 tubing systems as spare <p>Certification: ISO-13485, CE, FDA (510 K), JIS (Any Two) Country of Origin: UK, USA, Europe, Japan or Equivalent</p> | 01 |
| 14 | <p>Crisis Manikins</p> <p>Technical Features</p> <p>The Full Body ACLS Simulator should be fully wire-less in operation, designed for the unique training needs of emergency care in both pre-hospital and in-hospital environments.</p> <p>The manikin should have wide range of ALS scenarios, helping transform training into a mobile, dynamic and realistic learning experience for both the instructor and the trainee.</p> <p>Airway</p> <ul style="list-style-type: none"> • Airway occlusion, monitor chin lift / jaw thrust • Ventilation with BVM (Bag Valve Mask) • Insertion of supraglottic airways (LMA, LTA, and Combi tube) | 01 |

PREPARED/REVIEWED BY FOLLOWING MEMBERS OF TECHNICAL COMMITTEE

1. Dr. M. Moinuddin Siddiqui (Director SASIMS) Chairman of Procurement Committee _____

2. MR. Babur Ali (Assistant Commissioner Sehwan) Member _____

3. MR. Altaf Hussain Rajpar (Deputy Director Health Department wing) Member _____

4. MR. Mansoor Ali Soomro (Procurement Officer) Member _____

5. MR. Abid Ali Daudphoto (Pharmacist) Member _____

**SAYED ABDULLAH SHAH INSTITUTE OF MEDICAL SCIENCES
HEALTH DEPARTMENT, GOVERNMENT OF SINDH**



- Oropharyngeal and nasopharyngeal airways – insertion and suctioning
- Airway complications
- Selick maneuver
- Auscultations of lung sounds during ventilation
- Realistic chest rises and fall
- Esophageal intubation
- Spontaneous breathing

G /Defibrillation /Pulses

- Instructor controlled ECG rhythm
- ECG monitoring (3 lead)
- Shock Link compatible (Manual / Automated).
- Correct defibrillation pad placement
- confirmation (Shock Link)
- Defibrillation w/paddles*
- External pacing
- Automatic carotid pulse
- Carotid pulse synchronized with ECG
- Carotid pulse checks sensors
- Carotid pulses only active when palpated
- Carotid pulse strength dependent on blood pressure
- Adjustable BP levels (systolic / diastolic)
- Adjustable pulse strength
- Adjustable heart rate

Debriefing

- Recorded events
- Detailed CPR evaluation

Circulatory Skills and IV / Drug Administration

- IV insertion
- Volume infusion
- Realistic flashback
- IO insertion

CPR

- Anatomical landmarks
- Head tilt/chin lift sensor
- Ventilation measurement
- Chest compression
- Compression measurement
- Abdominal thrust
- Compression counter
- Complete release feedback

PREPARED/REVIEWED BY FOLLOWING MEMBERS OF TECHNICAL COMMITTEE

1. Dr. M. Moinuddin Siddiqui (Director SASIMS) Chairman of Procurement Committee

2. MR. Babur Ali (Assistant Commissioner Sehwan) Member

3. MR. Altaf Hussain Rajpar (Deputy Director Health Department (wing) Member

4. MR. Mansoor Ali Soomro (Procurement Officer) Member

5. MR. Abid Ali Daudphoto (Pharmacist) Member

**SAYED ABDULLAH SHAH INSTITUTE OF MEDICAL SCIENCES
HEALTH DEPARTMENT, GOVERNMENT OF SINDH**



Simulation Administration

- Create and edit scenarios
- Pre-programed scenarios
- Simulated patient monitor connectivity enabled
- Pre-set patient state level

Other Features

- Interchangeable Pupils
- Live Vocal Sounds (wireless or wired mic)
- Vocal sounds (Customized)
- Extrication
- Immobilization
- Optional trauma limbs and module set
- Realistic patient handling – full range of motion

Adult:

Manikin should be Standardized Adult & Child sized CPR Torso. Manikin should work with a QCPR Training app.

• Airway Feature

- Realistic chest rises and fall
- Jaw thrust maneuver (movable jaw)
- Airway closes when neck is under-extended
- Nasal passages open for nose pinch

• CPR

- Correct Anatomical Landmarks
- Compression measurement
- Ventilation measurement
- Mouth-to-Mouth ventilations
- Chest compression
- Head tilt/Chin lift maneuver
- Ventilations with visible chest rise
- Bag Valve Mask ventilations

• Simulation Administration

- Software application connectivity
- Details on compression release, depth and rate, ventilation volume, and number of

PREPARED/REVIEWED BY FOLLOWING MEMBERS OF TECHNICAL COMMITTEE

1. Dr. M. Moinuddin Siddiqui (Director SASIMS) Chairman of Procurement Committee _____

2. MR. Babur Ali (Assistant Commissioner Sehwan) Member _____

3. MR. Altaf Hussain Rajpar (Deputy Director Health Department (wing)) Member _____

4. MR. Mansoor Ali Soomro (Procurement Officer) Member _____

5. MR. Abid Ali Daudphoto (Pharmacist) Member _____



- compressions/ventilations/cycles

Child:

Manikin should be Standardized Adult & Child sized CPR Torso.

- **Airway Feature**

- Realistic chest rises and fall
- Jaw thrust maneuver (movable jaw)
- Airway closes when neck is under-extended
- Nasal passages open for nose pinch

- **CPR**

- Correct Anatomical Landmarks
- Compression measurement
- Ventilation measurement
- Mouth-to-Mouth ventilations
- Chest compression
- Head tilt/Chin lift maneuver
- Ventilations with visible chest rise
- Bag Valve Mask ventilations

- **Simulation Administration**

- Software application connectivity
- Details on compression release, depth and rate, ventilation volume, and number of compressions/ventilations/cycles

Infant:

Manikin should be Standardized Infant Sized Full Body CPR Manikin. Manikin should work with an QCPR Training app.

Airway Feature

- Realistic chest rises and fall
- Relief of Foreign-Body Airway Obstruction maneuver
- Jaw thrust maneuver (movable jaw)
- Airway closes when neck is under-extended
- Airway closes when neck is hyperextended

CPR

PREPARED/REVIEWED BY FOLLOWING MEMBERS OF TECHNICAL COMMITTEE

1. Dr. M. Moinuddin Siddiqui (Director SASIMS) Chairman of Procurement Committee _____

2. MR. Babur Ali (Assistant Commissioner Sehwan) Member _____

3. MR. Altaf Hussain Rajpar (Deputy Director Health Department wing) Member _____

4. MR. Mansoor Ali Soomro (Procurement Officer) Member _____

5. MR. Abid Ali Daudphoto (Pharmacist) Member _____

**SAYED ABDULLAH SHAH INSTITUTE OF MEDICAL SCIENCES
HEALTH DEPARTMENT, GOVERNMENT OF SINDH**



- Correct Anatomical Landmarks
- Compression feedback
- Compression measurement
- Ventilation measurement
- Mouth-to-Mouth ventilations
- Chest compression
- Head tilt/Chin lift maneuver
- Ventilations with visible chest rise
- Bag Valve Mask ventilations

Simulation Administration

- Software application connectivity
- A performance summary with an overall score and improvement suggestion
- Crying Sound for choking training
- Details on compression release, depth and rate, ventilation volume, and number of compressions/ventilations/cycles

Certification: ISO-13485, CE, FDA (510 K), JIS (Any Two)

Country of Origin: UK, USA, Europe, Japan or Equivalent

| | | |
|----|---|----|
| 15 | <p>Mr. Clean Mouth W/Bursh & Case</p> <p>Technical Features</p> <p>The giant dental care model must large enough to be seen from the back of a classroom, shows the upper and lower half of an adult's dentition. A flexible joint between the jaws must allow easy movement of the dental care model. Must Have Digital Anatomy App Support.</p> <p>Certification: ISO-13485, CE, FDA (510 K), JIS (Any Two)</p> <p>Country of Origin: UK, USA, Europe, Japan or Equivalent</p> | 01 |
| 16 | <p>Human Skelton W/Stand</p> <p>Technical Features</p> <p>It should contain following features:</p> <ul style="list-style-type: none"> • Life-size human skeleton model for medical and educational use • Must be mounted on a stable metal stand with 5 casters for easy mobility • High-quality natural cast for realistic anatomical detail • Durable, unbreakable synthetic material for long-lasting use • Hand-assembled for superior quality and precision • Skull in 3 parts with magnetic connections • Individually inserted teeth for enhanced realism • Limbs removable quickly and easily for demonstration • Realistic weight and proportions of the human skeleton • Must include transparent dust cover for protection | 01 |

PREPARED/REVIEWED BY FOLLOWING MEMBERS OF TECHNICAL COMMITTEE

1. Dr. M. Moinuddin Siddiqui (Director SASIMS) Chairman of Procurement Committee _____

2. MR. Babur Ali (Assitant Commissioner Sehwan) Member _____

3. MR. Altaf Hussain Rajpar (Deputy Director Health Department) Member _____

4. MR. Mansoor Ali Soomro (Procurement Officer) Member _____

5. MR. Abid Ali Daudphoto (Pharmacist) Member _____

**SAYED ABDULLAH SHAH INSTITUTE OF MEDICAL SCIENCES
HEALTH DEPARTMENT, GOVERNMENT OF SINDH**



Must Have Digital Anatomy App Support.
 Certification: ISO-13485, CE, FDA (510 K), JIS (Any Two)
 Country of Origin: UK, USA, Europe, Japan or Equivalent

17 Human Skelton Muscular

01

Technical Features


The 3/4 life-size human replica must depict deep and superficial musculature in addition to the body's major nerves, vessels, tissues and organs in exquisite detail. The internal organs must be removable (45 pieces in all) to reveal the fundamental interrelationships of human morphology. Remove the calvarium to view the 3-part removable brain. Look beneath the liver to reveal the gallbladder and bile duct. Peer inside the appendix, stomach lungs, heart or kidney. Remove and view the details of 13 different muscles of the arms and legs. Must have interchangeable genital inserts and a female mammary gland. Must be Hand-painted and mounted on a convenient roller base.

Includes the following features:

- 5 arm/shoulder muscles
- 8 leg/hip muscles
- 2-part removable heart
- 5-part head with removable brain
- 2-part removable lungs
- 2-part stomach
- Removable 4-part male and 2-part female genital inserts
- Detachable arms, leg, head, and abdominal wall for detailed study
- Must be on a stable metal stand with 5 casters.

Must Have Digital Anatomy App Support.
 Certification: ISO-13485, CE, FDA (510 K), JIS (Any Two)
 Country of Origin: UK, USA, Europe, Japan or Equivalent


PREPARED/REVIEWED BY FOLLOWING MEMBERS OF TECHNICAL COMMITTEE

1. Dr. M. Moinuddin Siddiqui (Director SASIMS) Chairman of Procurement Committee 

2. MR. Babur Ali (Assistant Commissioner Sehwan) Member 

3. MR. Altaf Hussain Rajpar (Deputy Director Health Department wing) Member 

4. MR. Mansoor Ali Soomro (Procurement Officer) Member 






5. MR. Abid Ali Daudphoto (Pharmacist) Member 

**SAYED ABDULLAH SHAH INSTITUTE OF MEDICAL SCIENCES
HEALTH DEPARTMENT, GOVERNMENT OF SINDH**



| | | |
|----|--|----|
| | <p>Classic Skull Model 3 Part</p> <p>Technical Features</p> <p>It should contain following features:</p> <ul style="list-style-type: none"> • High-quality original casts • Skull handmade of hard, unbreakable plastic • Highly accurate representation of the fissures, foramina, processes, sutures etc. • Must be disassembled into Skull Cap, Base of Skull and Mandible • Teeth must be individually cast to create realistic dentition <p>Must Have Digital Anatomy App Support. Certification: ISO-13485, CE, FDA (510 K), JIS (Any Two) Country of Origin: UK, USA, Europe, Japan or Equivalent</p> | 01 |
| 19 | <p>Vertebral Column W/Access</p> <p>Technical Features</p> <p>It should contain following features:</p> <p>The anatomical replica of the human spine must be a flexible, mounted, true-to-life model of the human vertebral column in excellent quality. The spine must be an original reproduction of all anatomical details, based on real weight. The spinal column model must consist of the male pelvis and occipital bone. Occipital bone and atlas must be detached individually from the spine.</p> <p>Must Have Digital Anatomy App Support. Certification: ISO-13485, CE, FDA (510 K), JIS (Any Two) Country of Origin: UK, USA, Europe, Japan or Equivalent</p> | 01 |
| 20 | <p>Human Nerves System Model</p> <p>Technical Features</p> <p>It should contain following features:</p> <p>The nervous system relief model must show a schematic representation of the central and peripheral nervous system to study the structure of the human nervous system. The nervous system model must be 1/2 life size. The nervous system model must be delivered on baseboard.</p> <p>Must Have Digital Anatomy App Support. Certification: ISO-13485, CE, FDA (510 K), JIS (Any Two) Country of Origin: UK, USA, Europe, Japan or Equivalent</p> | 01 |
| 21 | <p>Lumbar Set</p> <p>Technical Features</p> <p>It should contain following features:</p> <p>The human lumbar spinal column must be consists of the 5 lumbar vertebrae with intervertebral discs, sacrum with flap, coccyx, spinal nerves and dura mater of spinal cord. The lumbar spinal column must be delivered on a removable high-quality stand.</p> <p>Must Have Digital Anatomy App Support. Certification: ISO-13485, CE, FDA (510 K), JIS (Any Two) Country of Origin: UK, USA, Europe, Japan or Equivalent</p> | 01 |

PREPARED/REVIEWED BY FOLLOWING MEMBERS OF TECHNICAL COMMITTEE


1. Dr. M. Moinuddin Siddiqui (Director SASIMS) Chairman of Procurement Committee 
2. MR. Babur Ali (Assitant Commissioner Sehwan) Member 
3. MR. Altaf Hussain Rajpar (Deputy Director Health Department (wing) Member 
4. MR. Mansoor Ali Soomro (Procurement Officer) Member 
5. MR. Abid Ali Daudphoto (Pharmacist) Member 

**SAYED ABDULLAH SHAH INSTITUTE OF MEDICAL SCIENCES
HEALTH DEPARTMENT, GOVERNMENT OF SINDH**




| | | |
|----|--|----|
| | <p>Human Neuro anatomical Brain 8 part</p> <p>Technical Features</p> <p>It should contain following features: The deluxe brain model must be medially divided. On the right half of this brain, must be a colored, systematic grouping and representation of the cerebral lobe. The left half of the brain must show:</p> <ul style="list-style-type: none"> • Pre- and post-central region • Broca and Wernicke areas • Heschl's gyrus • Brain nerves <p>Ventricles Both halves of this brain must be disassembled into:</p> <ul style="list-style-type: none"> • Frontal with parietal lobes • Temporal with occipital lobes • Half of brain stem • Half of cerebellum <p>The brain must be delivered on a removable base. Must Have Digital Anatomy App Support. Certification: ISO-13485, CE, FDA (510 K), JIS (Any Two) Country of Origin: UK, USA, Europe, Japan or Equivalent</p> | 01 |
| 23 | <p>Model Half Brain</p> <p>Technical Features</p> <p>It should contain following features: Normal right half brain model must feature: frontal, parietal, occipital and temporal lobes, cerebellum, interthalamic adhesion, corpus callosum, pons, midbrain-central peduncle, olfactory bulb, optic nerve, optic chiasm, mammillary body and medulla oblongata. Certification: ISO-13485, CE, FDA (510 K), JIS (Any Two) Country of Origin: UK, USA, Europe, Japan or Equivalent</p> | 01 |
| 24 | <p>Model Giant Eye 6-Part</p> <p>Technical Features</p> <p>It should contain following features: Removable parts of the human eye model must include:</p> <ul style="list-style-type: none"> • Upper half of the sclera with cornea and eye muscle attachments • Both halves of the choroid with iris and retina • Lens • Vitreous humour <p>Must Supplied on a base. Must Have Digital Anatomy App Support. Certification: ISO-13485, CE, FDA (510 K), JIS (Any Two) Country of Origin: UK, USA, Europe, Japan or Equivalent</p> | 01 |

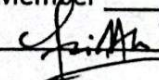
PREPARED / REVIEWED BY FOLLOWING MEMBERS OF TECHNICAL COMMITTEE

1. Dr. M. Moinuddin Siddiqui (Director SASIMS) Chairman of Procurement Committee 

2. MR. Babur Ali (Assistant Commissioner Sehwan) Member 

3. MR. Altaf Hussain Rajpar (Deputy Director Health Department wing) Member 

4. MR. Mansoor Ali Soomro (Procurement Officer) Member 

5. MR. Abid Ali Daudphoto (Pharmacist) Member 

**SAYED ABDULLAH SHAH INSTITUTE OF MEDICAL SCIENCES
HEALTH DEPARTMENT, GOVERNMENT OF SINDH**



| | | |
|----|--|----|
| | <p>Model Ear, 3 times life size, 4 part</p> <p>Technical Features</p> <p>It should contain following features: The high-quality model of the human ear must represent outer, middle and inner ear. The detailed human ear model must have removable eardrum with hammer, anvil and stirrup as well as 2-part labyrinth with cochlea and auditory/balance nerve. Ear on base for easy display in a classroom. Must Have Digital Anatomy App Support. Certification: ISO-13485, CE, FDA (510 K), JIS (Any Two) Country of Origin: UK, USA, Europe, Japan or Equivalent</p> | 01 |
| 26 | <p>Lung Model Life Size 7 part</p> <p>Technical Features</p> <p>It should contain following features: The lung model must contain the following removable parts for added anatomical detail:</p> <ul style="list-style-type: none"> • 2-part larynx • Trachea with bronchial tree • 2-part heart • Subclavian artery and vein • Vena cava • Aorta • Pulmonary artery • Esophagus • 2-part lung (front halves removable) • Diaphragm <p>The lung model with larynx must be on baseboard. Must Have Digital Anatomy App Support. Certification: ISO-13485, CE, FDA (510 K), JIS (Any Two) Country of Origin: UK, USA, Europe, Japan or Equivalent</p> | 01 |
| 27 | <p>CT Bronchial Tree Model with Larynx & Transparent Lungs</p> <p>Technical Features</p> <p>It should contain following features: The larynx with hyoid bone and epiglottis and the trachea with primary and lobar bronchi must depicted in one color on the bronchial tree model. The larynx must be detachable at the level of the second tracheal cartilage and divisible in the median plane. The epiglottis on the bronchial tree and larynx must mounted flexibly. The various segmental bronchi must be made of elastic material that depicted in various transparent colors so that they are easier to distinguish visually. The transparent lungs must be detachable from the bronchial tree and larynx. Must Have Digital Anatomy App Support. Certification: ISO-13485, CE, FDA (510 K), JIS (Any Two) Country of Origin: UK, USA, Europe, Japan or Equivalent</p> | 01 |

PREPARED/REVIEWED BY FOLLOWING MEMBERS OF TECHNICAL COMMITTEE





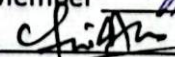
- 1. Dr. M. Moinuddin Siddiqui (Director SASIMS) Chairman of Procurement Committee _____
- 2. MR. Babur Ali (Assistant Commissioner Sehwan) Member _____
- 3. MR. Altaf Hussain Rajpar (Deputy Director Health Department wing) Member _____
- 4. MR. Mansoor Ali Soomro (Procurement Officer) Member _____
- 5. MR. Abid Ali Daudphoto (Pharmacist) Member _____

**SAYED ABDULLAH SHAH INSTITUTE OF MEDICAL SCIENCES
HEALTH DEPARTMENT, GOVERNMENT OF SINDH**



| | | |
|----|--|----|
| | <p>Model Human Ear</p> <p>Technical Features</p> <p>It should contain following features: Ear model must represent the outer, middle, and inner ear. Ear model must be supplied on base. Must Have Digital Anatomy App Support. Certification: ISO-13485, CE, FDA (510 K), JIS (Any Two) Country of Origin: UK, USA, Europe, Japan or Equivalent</p> | 01 |
| 29 | <p>Mini Heart Model Set/3</p> <p>Technical Features</p> <p>It should contain following features:</p> <p>3-Mini Heart Model set. Normal heart anatomy; myocardial infarction heart must demonstrate a partially healed, thinned, and discolored infected area. Including a thrombus in the apex of the heart; and a heart must demonstrate congestive heart failure as a result of hypertension. The left ventricle hypertrophy and the correspondingly enlarged and distorted shape of the heart must show both internally and externally. Certification: ISO-13485, CE, FDA (510 K), JIS (Any Two) Country of Origin: UK, USA, Europe, Japan or Equivalent</p> | 01 |
| 30 | <p>Heart O/Amer plus W/Bypass</p> <p>Technical Features</p> <p>It should contain following features: The front heart wall must be detachable to reveal the chambers and valves inside. Heart just slightly smaller than life-size with exquisite anatomical detail throughout. Heart must include venal bypasses to the right coronary artery, to the ramus interventricularis anterior, and also to the ramus circumflexus of the left coronary artery, which must show in color. The heart model must explain the treatment of coronary heart disease. Heart must be on removable stand. Must Have Digital Anatomy App Support. Certification: ISO-13485, CE, FDA (510 K), JIS (Any Two) Country of Origin: UK, USA, Europe, Japan or Equivalent</p> | 01 |
| 31 | <p>Model Circulatory sys</p> <p>Technical Features</p> <p>It should contain following features: The 1/2 life-size relief model of the human circulatory system must detail the following anatomical structures:</p> <ul style="list-style-type: none"> • The arterial/venous system • Heart • Lung • Liver • Spleen • Kidneys • Partial skeleton <p>Circulatory system must be delivered on baseboard for easy display in a classroom or</p> | 01 |

PREPARED/REVIEWED BY FOLLOWING MEMBERS OF TECHNICAL COMMITTEE

1. Dr. M. Moinuddin Siddiqui (Director SASIMS) Chairman of Procurement Committee 
2. MR. Babur Ali (Assistant Commissioner Sehwan) Member 
3. MR. Altaf Hussain Rajpar (Deputy Director Health Department wing) Member 
4. MR. Mansoor Ali Soomro (Procurement Officer) Member 
5. MR. Abid Ali Daudphoto (Pharmacist) Member 

**SAYED ABDULLAH SHAH INSTITUTE OF MEDICAL SCIENCES
HEALTH DEPARTMENT, GOVERNMENT OF SINDH**



| | | |
|----|---|----|
| | <p>doctor's office. Must Have Digital Anatomy App Support. Certification: ISO-13485, CE, FDA (510 K), JIS (Any Two) Country of Origin: UK, USA, Europe, Japan or Equivalent</p> | |
| 32 | <p>Life-size Human Model Pumping Heart Technical Features It should contain following features:</p> <ul style="list-style-type: none"> • 2 atria and 2 ventricles must show all the normal anatomical structures of the papillary muscles and heart valves • Uniquely dissected in the median plane to optimally demonstrate the path of the oxygenated and deoxygenated blood • The heart valves must be made of elasticated plastic making them very durable • Life size cast from real human heart • Color scheme and disassembly of the heart model must be in a didactical manner. The chambers of the heart and vessels (including coronary vessels) in which oxygen-rich blood is transported have been displayed in red. Heart chambers and vessels which contain blood low in oxygen have been reproduced in blue. <p>Must Have Digital Anatomy App Support. Certification: ISO-13485, CE, FDA (510 K), JIS (Any Two) Country of Origin: UK, USA, Europe, Japan or Equivalent</p> | 01 |
| 33 | <p>Mr Gross Mouth Technical Features It should contain following features: The model must provide a uniquely impactful way to demonstrate the havoc wreaked by smokeless tobacco use. Model must depict cancer of the upper palate, tongue, mouth, and gums; inflammation and recession of the gums; cavities; and tooth loss. Life-size replica of the teeth, tongue, and gums must feature lifelike detail of the disgusting oral damage done by smokeless tobacco. The hand painted, realistic, hinged model must come mounted on a wooden display base and includes a jar of tobacco to create tobacco juice. Certification: ISO-13485, CE, FDA (510 K), JIS (Any Two) Country of Origin: UK, USA, Europe, Japan or Equivalent</p> | 01 |

PREPARED/REVIEWED BY FOLLOWING MEMBERS OF TECHNICAL COMMITTEE

- 1. Dr. M. Moinuddin Siddiqui (Director SASIMS) Chairman of Procurement Committee _____
- 2. MR. Babur Ali (Assistant Commissioner Sehwan) Member _____
- 3. MR. Altaf Hussain Rajpar (Deputy Director Health Department Wing) Member _____
- 4. MR. Mansoor Ali Soomro (Procurement Officer) Member _____
- 5. MR. Abid Ali Daudphoto (Pharmacist) Member _____

**SAYED ABDULLAH SHAH INSTITUTE OF MEDICAL SCIENCES
HEALTH DEPARTMENT, GOVERNMENT OF SINDH**



Model Digestive sys 3 part

01

Technical Features

It should contain following features:

Life-size human digestive system model must demonstrate the entire digestive system in graphic relief. Digestive system features:

- Nose
- Mouth cavity and Pharynx
- Esophagus
- GI tract
- Liver with gall bladder
- Pancreas
- Spleen

The duodenum, caecum and rectum of the digestive system must be opened. The transverse colon and front stomach wall must be removable from the digestive system for detailed study of the anatomy. The high-quality digestive system must be a great teaching tool for any anatomy lesson or doctor's office. Digestive system must be mounted on baseboard for easy display in the classroom.

Must Have Digital Anatomy App Support.

Certification: ISO-13485, CE, FDA (510 K), JIS (Any Two)

Country of Origin: UK, USA, Europe, Japan or Equivalent

PREPARED/REVIEWED BY FOLLOWING MEMBERS OF TECHNICAL COMMITTEE

1. Dr. M. Moinuddin Siddiqui (Director SASIMS) Chairman of Procurement Committee _____

2. MR. Babur Ali (Assistant Commissioner Sehwan) Member _____

3. MR. Altaf Hussain Rajpar (Deputy Director Health Department wing) Member _____

4. MR. Mansoor Ali Soomro (Procurement Officer) Member _____


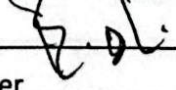


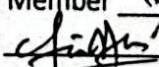
5. MR. Abid Ali Daudphoto (Pharmacist) Member _____

**SAYED ABDULLAH SHAH INSTITUTE OF MEDICAL SCIENCES
HEALTH DEPARTMENT, GOVERNMENT OF SINDH**



| | | |
|----|---|----|
| | <p>Internal Organs Model Technical Features It should contain following features:</p> <p>The deluxe human torso model must depict both the superficial and deep muscles, and the two main muscles, the deltoid and gluteus maximus must be removed for closer studies. Also study the vertebrae, the spinal cord, spinal nerves and vertebral arteries, exchange the male and female genital inserts. The following parts must be removable from this remarkable torso:</p> <ul style="list-style-type: none"> • 6-part head • Chest and abdominal wall with muscles • 7 th thoracic vertebra • Female mammary gland • Gluteus maximus and deltoid muscle • 2 lungs • 2-part heart • 2-part stomach • Liver with gall bladder • 4-part intestinal tract • Front half of kidney • 3-part female genital insert with fetus • 4-part male genital insert <p>Must Have Digital Anatomy App Support. Certification: ISO-13485, CE, FDA (510 K), JIS (Any Two) Country of Origin: UK, USA, Europe, Japan or Equivalent</p> | 01 |
| 36 | <p>Liver Model w/Path Technical Features It should contain following features: The liver with gall bladder relief model must show the liver with:</p> <ul style="list-style-type: none"> • Ducts • Gall bladder • Pancreas • Duodenum • Vessels • Extra-hepatic ducts with gall bladder • Main pancreatic duct and their orifices <p>The anatomy of the liver with Gall Bladder, Pancreas and Duodenum must be graphically illustrated. The liver with gall bladder, pancreas and duodenum must be delivered on baseboard. Must Have Digital Anatomy App Support. Certification: ISO-13485, CE, FDA (510 K), JIS (Any Two) Country of Origin: UK, USA, Europe, Japan or Equivalent</p> | 01 |

PREPARED/REVIEWED BY FOLLOWING MEMBERS OF TECHNICAL COMMITTEE

- 1. Dr. M. Moinuddin Siddiqui (Director SASIMS) Chairman of Procurement Committee 
- 2. MR. Babur Ali (Assitant Commissioner Sehwan) Member 
- 3. MR. Altaf Hussain Rajpar (Deputy Director Health Department wing) Member 
- 4. MR. Mansoor Ali Soomro (Procurement Officer) Member 
- 5. MR. Abid Ali Daudphoto (Pharmacist) Member 



| | | |
|----|---|----|
| | | |
| 37 | <p>Kidney, Nephron, Renal</p> <p>Technical Features It should contain following features: The human kidney models must show:</p> <ul style="list-style-type: none"> • A longitudinal section of the right kidney, 3 times life-size • A kidney nephron depicting a section through renal cortex and medulla. Nephron features the renal corpuscles with proximal and distal convoluted tubules, loops of Henle, collecting tubules and blood vessels, 120 times full-size • The third kidney section must show an opened Malpighian corpuscle with glomerulus and Bowman's capsule, 700 times life-size of the human kidney. <p>The 3 kidney models must be mounted on one baseboard for easy display during an anatomy lesson or demonstration about the human kidney.</p> <p>Must Have Digital Anatomy App Support. Certification: ISO-13485, CE, FDA (510 K), JIS (Any Two) Country of Origin: UK, USA, Europe, Japan or Equivalent</p> | 01 |
| 38 | <p>Male Genital Model/4 PTs</p> <p>Technical Features It should contain following features: The male pelvis anatomy model must be shown in median section. One half of male genital organs with bladder must show at the normal position in the male pelvis. The other half must be removable for a more detailed study of the male pelvic anatomy. The high-quality anatomy model must be delivered on baseboard offering the possibility to be mounted to the wall.</p> <p>Must Have Digital Anatomy App Support. Certification: ISO-13485, CE, FDA (510 K), JIS (Any Two) Country of Origin: UK, USA, Europe, Japan or Equivalent</p> | 01 |

PREPARED/REVIEWED BY FOLLOWING MEMBERS OF TECHNICAL COMMITTEE

- i. Dr. M. Moinuddin Siddiqui (Director SASIMS) Chairman of Procurement Committee 
- ii. MR. Babur Ali (Assistant Commissioner Sehwan) Member 
- iii. MR. Altaf Hussain Rajpar (Deputy Director Health Department wing) Member 
- iv. MR. Mansoor Ali Soomro (Procurement Officer) Member 
- v. MR. Abid Ali Daudphoto (Pharmacist) Member 

**SAYED ABDULLAH SHAH INSTITUTE OF MEDICAL SCIENCES
HEALTH DEPARTMENT, GOVERNMENT OF SINDH**



| | | |
|----|---|----|
| | <p>Female Pelvis Model/3 Pts</p> <p>Technical Features</p> <p>The life-size three-part model must represent an original cast of a bony female pelvis with ligaments and shows all the details of the following anatomical structures:</p> <ul style="list-style-type: none"> • Two hip bones • the pubic symphysis • the sacrum and the coccyx • the fifth lumbar vertebra with intervertebral disc <p>A midsagittal section through the fifth lumbar vertebra, sacrum and coccyx, allow both halves of the pelvis to be disassembled revealing a part of the cauda equina in the vertebral canal. The left half of the fifth lumbar vertebra must be removable. The right half of the model must show the following pelvic ligaments:</p> <ul style="list-style-type: none"> • inguinal ligament • sacrotuberous ligament • sacrospinous ligament • anterior sacroiliac ligaments • iliolumbar ligament • anterior longitudinal ligament • interosseous sacroiliac ligament • posterior sacroiliac ligament • obturator membrane <p>Must Have Digital Anatomy App Support. Certification: ISO-13485, CE, FDA (510 K), JIS (Any Two) Country of Origin: UK, USA, Europe, Japan or Equivalent</p> | 01 |
| 40 | <p>Pregnant Woman Model</p> <p>Technical Features</p> <p>It should contain following features:</p> <ul style="list-style-type: none"> • Detailed median section of the female pelvis in late pregnancy (40 weeks) • Realistic representation of fetal position before birth • Removable fetus for enhanced learning and demonstration • Includes embryo model (3 rd month) for size comparison • Perfect for medical education, obstetrics training, and patient explanation <p>Must Have Digital Anatomy App Support. Certification: ISO-13485, CE, FDA (510 K), JIS (Any Two) Country of Origin: UK, USA, Europe, Japan or Equivalent</p> | 01 |
| 41 | <p>Kit Human Repro/Dev W/DVD</p> | 01 |

PREPARED/REVIEWED BY FOLLOWING MEMBERS OF TECHNICAL COMMITTEE

- i. Dr. M. Moinuddin Siddiqui (Director SASIMS) Chairman of Procurement Committee _____
- ii. MR. Babur Ali (Assistant Commissioner Sehwan) Member _____
- iii. MR. Altaf Hussain Rajpar (Deputy Director Health Department Wing) Member _____
- iv. MR. Mansoor Ali Soomro (Procurement Officer) Member _____
- v. MR. Abid Ali Daudphoto (Pharmacist) Member _____



Maternal Birth Sim

01

Technical Features

The Birthing Simulator must support the training in normal deliveries, in complicated deliveries and in obstetric emergencies. Assessment and manipulation of fetal positions and how to detect abnormal positions and presentations.

- Normal vaginal delivery
- Normal delivery of umbilical cord and placenta
- Palpation and assessment of fetal position and presentation
- Diagnosis of all normal and abnormal fetal positions and presentations (like face, neck, or brow) to represent routine and difficult deliveries
- Shoulder dystocia demonstration and management
- Breech deliveries (including complete, footling or incomplete, and frank breech presentation)
- Palpation of fetal fontanelles features
- Complete and incomplete placenta birth
- Demonstration of placenta previa: total, partial, and marginal
- Prolapse of umbilical cord
- Nuchal umbilical cord
- Cesarean delivery through pre-cut incision
- Clamping and cutting of umbilical cord
- Simulated suctioning of baby's mouth and nose
- Pinard's maneuver
- Mauriceu-Smellie-Veit maneuver
- Prague maneuver
- Woods maneuver
- Rubin
- Fully articulating fetus with open mouth, tiltable head, shoulder blade, and anatomical correct fontanelles
- Life-size adult female lower torso, anatomically correct landmarks like pelvis, pelvic cavity, and spine
- Manual birthing system to control rotation and speed of fetus delivery
- Easy to change position of fetus during birthing process including descend, flexion, extension, internal and external rotation, and restitution
- Easy change-out of parts through pin connections
- Anti-slip base and handles for extra support on tables

Delivery content:

- Birthing simulator
- Detachable, padded stomach cover with basic insert with pre-cut caesarian section
- Basic birth canal
- Lubricant
- Assembly kit
- Fully articulated fetal baby
- Umbilical cord

PREPARED/REVIEWED BY FOLLOWING MEMBERS OF TECHNICAL COMMITTEE

1. Dr. M. Moinuddin Siddiqui (Director SASIMS) Chairman of Procurement Committee _____
2. MR. Babur Ali (Assistant Commissioner Sehwan) Member _____
3. MR. Altaf Hussain Rajpar (Deputy Director Health Department wing) Member _____
4. MR. Mansoor Ali Soomro (Procurement Officer) Member _____
5. MR. Abid Ali Daudphoto (Pharmacist) Member _____

**SAYED ABDULLAH SHAH INSTITUTE OF MEDICAL SCIENCES
HEALTH DEPARTMENT, GOVERNMENT OF SINDH**



- Placenta

Certification: ISO-13485, CE, FDA (510 K), JIS (Any Two)

Country of Origin: UK, USA, Europe, Japan or Equivalent

43 Patient Care Manikin PRO

01

Technical Features

The patient care manikin must simulate an adult, life-size patient, with interchangeable genitals. It must be positioned like a real patient with natural movement of the arms, legs, and joints. Supports sit upright in the bed for treatments. Must be made of durable, unbreakable, and water-resistant plastics for longevity in the everyday training use. The following clinical nursing and patient care skills and competencies must be trained and evaluated: Patient and personal care:

- Transfer skills: lifting, carrying, and moving a patient
- Bed care of a patient
- Position changing and alignment of a patient
- Bathing a patient (genital care)
- Hair care (washing, combing, drying)
- Care and cleaning of eyes, ears and nose
- Personal hygiene and mouth denture care (partially removable prosthesis)
- Bandaging (includes amputation stump)
- Wound treatment and care (surgical staple seam, laceration and abrasions)
- Communication skills, especially step by step explanation of care measures

Medical care:

- Prevention of bedsores (Decubitus)
- Decubitus evaluation (stages 2-4)
- Decubitus care
- Prevention of muscle cramps
- Prevention of pneumonia
- Prevention of blood clots (Thromboses)
- Prevention of healthcare associated infection (HAI) by measures of medical asepsis and clean techniques
- Inhalation therapy
- Oxygen inhalation
- Use of ventilation bag (mouth to mouth and mouth to nose)
- Artificial respiration, oxygen treatment

PREPARED/REVIEWED BY FOLLOWING MEMBERS OF TECHNICAL COMMITTEE

1. Dr. M. Moinuddin Siddiqui (Director SASIMS) Chairman of Procurement Committee _____

2. MR. Babur Ali (Assistant Commissioner Sehwan) Member _____

3. MR. Altaf Hussain Rajpar (Deputy Director Health Department wing) Member _____

4. MR. Mansoor Ali Soomro (Procurement Officer) Member _____

5. MR. Abid Ali Daudphoto (Pharmacist) Member _____

**SAYED ABDULLAH SHAH INSTITUTE OF MEDICAL SCIENCES
HEALTH DEPARTMENT, GOVERNMENT OF SINDH**



- Care of tracheostomy
- Care of Diabetic Foot Syndrome (DFS)
- Ostomy care (colostomy)
- Irrigation of eyes and ears
- Intramuscular injections (buttocks)
- Subcutaneous injections (upper arms and thighs)
- Subcutaneous infusions

Training features:

- Enema administration
- Male catheterization CH 14
- Female catheterization CH 14
- Gastric (stomach) lavage
- Intestinal irrigation
- Irrigation of the bladder
- Irrigation of the vagina

Delivered with: Organs (lungs, heart, stomach, bladder and intestinal section), injection pads (upper arm, thigh, and buttocks), intestine tube, catheter, duodenal probe, talcum powder, Vaseline, lubricant, amputation stump, inserts with wound depictions (upper arm and thigh), and tools for fitting.

Certification: ISO-13485, CE, FDA (510 K), JIS (Any Two)

Country of Origin: UK, USA, Europe, Japan or Equivalent

44 E. C. G machine (Digital)

01

Technical Features

| |
|---|
| •6-channelectrocardiographwithanalysisandinterpretation |
| •One-timerecord:3/6/12channels |
| •Simultaneousrecordingof12leads |
| •SignalanalysiscompliantwithEN60601-2-51 |
| •Testinterpretationbasedonpatientage(days,months,years) |
| UserInterface |
| •Alphanumerickeyboard |
| •Functionalkeyboardfordirectcontrolofbasicfunctions |
| •Built-in5.7"graphiccolorscreenforsimultaneouspreviewof12ECGleads |
| •Screenresolution:320x240 |
| Recording&Memory |
| •Internalmemory:morethan500tests |
| •Recordingwidth:110-112mmthermalpaper |
| •Manualrecordingmode |
| •Automaticrecordingmode(one-timerecord) |
| •BackwardECGrecordingupto10seconds |
| •Longrecordingupto10minutesininternalmemoryforarrhythmiaevaluationPowerSupply |
| •Mainspowered |
| •Maintenance-freepowersupply |
| •Built-inrechargeablebatterybackupupto4hours |
| RecordingParameters |

PREPARED/REVIEWED BY FOLLOWING MEMBERS OF TECHNICAL COMMITTEE

1. Dr. M. Moinuddin Siddiqui (Director SASIMS) Chairman of Procurement Committee _____
2. MR. Babur Ali (Assitant Commissioner Sehwan) Member _____
3. MR. Altaf Hussain Rajpar (Deputy Director Health Department wing) Member _____
4. MR. Mansoor Ali Soomro (Procurement Officer) Member _____
5. MR. Abid Ali Daudphoto (Pharmacist) Member _____

**SAYED ABDULLAH SHAH INSTITUTE OF MEDICAL SCIENCES
HEALTH DEPARTMENT, GOVERNMENT OF SINDH**



| | | |
|----|--|----|
| | <ul style="list-style-type: none"> •Recordspeeds:5/10/25/50mm/s •Sensitivitysettings:2.5/5/10/20mm/mV Filters •Networkdisturbancefiltration:50/60Hz •Muscle disturbance filtration:25/35Hz •Automaticadjustmentfilter •Isoelectriclinefiltration:0.05–15Hz Communication&Data •Communicationinterface:2×USB •Samplingfrequency:1000Hz/channel •A/C24-bitconverter •Testpreviewfrominternalmemorywithoutprintout •RecordandreadtestsfrompendrivecompliantwithEN1064standard •Automaticdeviceself-test Suppliedwith: 1setofadultsuctionelectrodes(6pcs),setofadultclampelectrodes(4pcs),1setofcables,0.5LECGgel, 1roll of paper(112mm×25m),MobileCart Certification:ISO-13485,CE,FDA(510K),JIS(AnyTwo) CountryofOrigin:UK,USA,Europe,JapanorEquivalent | |
| 45 | <p>Laryngo Scope</p> <p>Technical Features</p> <ul style="list-style-type: none"> • Should have reliable 2.7 V vacuum light sources or better for good illumination of the examination area. • Should have Quick-to-remove lamp at the front of the blade. • Can be autoclaved at 134° C for 5 minutes or better. • Stainless steel blades with easy-to-clean blade surface. • Innovative blade design for simple intubation and good visibility. • All blades are compatible with handles. • Hard and soft cases are available for individual combinations of up to twelve blades and one handle. <p>Supplied with: Service & Operating Manual, Extra blades Three Macintosh Blade No 2, 3, 4. Certification: ISO-13485, CE, FDA (510 K), JIS (Any Two) Country of Origin: UK, USA, Europe, Japan</p> | 01 |

PREPARED/REVIEWED BY FOLLOWING MEMBERS OF TECHNICAL COMMITTEE

- 1. Dr. M. Moinuddin Siddiqui (Director SASIMS) Chairman of Procurement Committee
- 2. MR. Babur Ali (Assitant Commissioner Sehwan) Member
- 3. MR. Altaf Hussain Rajpar (Deputy Director Health Department wing) Member
- 4. MR. Mansoor Ali Soomro (Procurement Officer) Member
- 5. MR. Abid Ali Daudphoto (Pharmacist) Member



incubator with all accessories

01

Technical Features

Uninterrupted Warmth: Dual symmetrical heater design for even heat distribution. Rapid warm-up time (<25 min from 25°C to 36°C)
Stable Air Circulation: Low –velocity airflow to minimize convective heat loss. Double-walled design with auto air curtain function.
Efficient Humidifying: Closed Humidification system with rapid response (40% RH to 85%RH in <10 min). Controllable up to 99%RH.
Servo Oxygen control: Closed-loop control with real-time feedback. Range up to 65% (100%)2 capability with central oxygen supply)
Safety & monitoring: 7 built –in temperature sensor (air/skin/rectal/heater/mattress/ambient) over 30 different alarm types
User Interface: 8.0" LCD Color screen for harmonized control and real-time vital sign display

Technical specification

Temperature control modes: skin and air temperature control
Air mode control Range: 20°C - 37°C (override 39°C)
Skin mode control range: 34°C -37°C (over ride to 38°C)
Temperature Variability: <0.3 °C
Temperature Rise time <35 min (at 22°C ambient)
Air Flow velocity: <10 cm/sec across mattress
Operating noise level: < 45 dba within hood
Humidiity control range: 30%--95% RH (servo control)
Humidity Reservoir Capacity 1500 ml
Oxygen Control range:21% to 65%
Oxygen Display Accuracy:±2% to full scale
Weight Scale Range:300 g to 8 kg (Accuracy ±5 g)
Optional Integrated Functionality
Integrated SPO 2 monitoring Real-time pulse rate and oxygen saturation monitoring.
Apnea wake-up function: To stimulate breathing in neonatal patients.
Built-in Electronics weighing scale: supports weight trend data reviews
XRAY Cassette Tray: positioned below the baby tray to avoid moving the patient.
LED phototherapy light: integrated treatment for neonatal jaundice.
Adjustable Observation Lamp: three intensity levels for clinical examination

Supplied with: Service & Operating Manual,
Certification: ISO-13485, CE, FDA (510 K), JIS (Any Two)
Country of Origin: UK, USA, Europe, Japan

PREPARED/REVIEWED BY FOLLOWING MEMBERS OF TECHNICAL COMMITTEE






1. Dr. M. Moinuddin Siddiqui (Director SASIMS) Chairman of Procurement Committee _____
2. MR. Babur Ali (Assitant Commissioner Sehwan) Member _____
3. MR. Altaf Hussain Rajpar (Deputy Director Health Department wing) Member _____
4. MR. Mansoor Ali Soomro (Procurement Officer) Member _____
5. MR. Abid Ali Daudphoto (Pharmacist) Member _____

**SAYED ABDULLAH SHAH INSTITUTE OF MEDICAL SCIENCES
HEALTH DEPARTMENT, GOVERNMENT OF SINDH**



| | | |
|----|--|----|
| | <p>Iron Ripples bed (Electric remote control)</p> <p>Technical Features: Material: Heavy duty alloy steel or iron, often with black powder coating. Motorization: Dual-motor system are standard, offering independent head/foot adjustment Weight capacity: Usually supports 500+ibs, with some models handling up to 900 ibs. Adjustability range: Back rest up to 65° and foot rest up to 30° Power 24 V DC standard, usually includes a battery backup.</p> <p>REMOTE CONTROL FEATURES Type: wireless (radio frequency) is common, though wired remotes are available for high- reliability/Care setting. Functions: Standard buttons include head Up/Down, foot Up/Down, and flat Advance Modes: Zero gravity, Anti-snore, and memory position (e. g reading) Backlit buttons, ergonomic design, often with USB ports for charging.</p> <p>COMMON SIZES. Bed size:79-80" Lx 59-60"W Zero Gravity mode: Elevates head and feet to reduce pressure Under –bed lighting: optional Led lighting and alarm for safety Storage Access: some models include high-lift mechanism for bed storage Local Export Quality ISO Certification</p> | 01 |
| 48 | <p>B. P Apparatus (Digital)</p> <p>Local Export Quality ISO Certification</p> | 01 |
| 49 | <p>Foetal Model</p> <p>Technical Features The foetal skull model must be a natural cast of a foetal head in the 30 th week of pregnancy showing the characteristics of prenatal development. The fontanelle, which becomes bone over time, are clearly visible on the foetal skull. Sutures will form along the bony plates helping fuse the foetal skull as the child ages. Must Have Digital Anatomy App Support. Certification: ISO-13485, CE, FDA (510 K), JIS (Any Two) Country of Origin: UK, USA, Europe, Japan or Equivalent</p> | 01 |

PREPARED/REVIEWED BY FOLLOWING MEMBERS OF TECHNICAL COMMITTEE

- 1. Dr. M. Moinuddin Siddiqui (Director SASIMS) Chairman of Procurement Committee 
- 2. MR. Babur Ali (Assitant Commissioner Sehwan) Member 
- 3. MR. Altaf Hussain Rajpar (Deputy Director Health Department wing) Member 
- 4. MR. Mansoor Ali Soomro (Procurement Officer) Member 
- 5. MR. Abid Ali Daudphoto (Pharmacist) Member 

**SAYED ABDULLAH SHAH INSTITUTE OF MEDICAL SCIENCES
HEALTH DEPARTMENT, GOVERNMENT OF SINDH**



| | | |
|----|---|----|
| | <p>Fetal Skull Technical Features</p> <p>The skull model must be a natural cast of a fetal head in the 30 th week of pregnancy showing the characteristics of prenatal development. The fontanelles, which become bone over time, are clearly visible on the fetal skull. Sutures will form along the bony plates helping fuse the foetal skull as the individual ages. Foetal skull on stand. Must Have Digital Anatomy App Support. Certification: ISO-13485, CE, FDA (510 K), JIS (Any Two) Country of Origin: UK, USA, Europe, Japan or Equivalent</p> | 01 |
| 51 | <p>Male & Female Pelvic Skeleton Technical Features</p> <p>It should contain following features: Male Pelvis Model with Ligaments, 2 parts: The 2-part model must be a natural cast of a male, bone pelvis. It shows all anatomical structures in detail: both hip bones, pubic symphysis, sacrum and coccyx as well as the fifth lumbar vertebra with intervertebral disc. A median section must have been placed through the fifth lumbar vertebra, the sacrum and the coccyx, so that the pelvis, which is connected by practical magnets, can be split easily into two halves.</p> <p>Female Pelvis Model with Ligaments, 3 parts: The life-size three-part model must represent an original cast of a bony female pelvis with ligaments. A midsagittal section through the fifth lumbar vertebra, sacrum and coccyx, allow both halves of the pelvis to be disassembled revealing a part of the cauda equina in the vertebral canal. The left half of the fifth lumbar vertebra must be removable. Must Have Digital Anatomy App Support. Certification: ISO-13485, CE, FDA (510 K), JIS (Any Two) Country of Origin: UK, USA, Europe, Japan or Equivalent</p> | 01 |
| 52 | <p>Simulated Auscultation Trainer Manikin Technical Features</p> <p>The patient care manikin must simulate an adult, life-size patient, with interchangeable genitals. It must be positioned like a real patient with natural movement of the arms, legs, and joints. Supports sit upright in the bed for treatments. Must be made of durable, unbreakable, and water-resistant plastics for longevity in the everyday training use. The following clinical nursing and patient care skills and competencies must be trained and evaluated: Patient and personal care:</p> <ul style="list-style-type: none"> • Transfer skills: lifting, carrying, and moving a patient • Bed care of a patient • Position changing and alignment of a patient • Bathing a patient (genital care) • Hair care (washing, combing, drying) • Care and cleaning of eyes, ears and nose • Personal hygiene and mouth denture care (partially removable prosthesis) | 01 |

PREPARED/REVIEWED BY FOLLOWING MEMBERS OF TECHNICAL COMMITTEE

- 1. Dr. M. Moinuddin Siddiqui (Director SASIMS) Chairman of Procurement Committee 
- 2. MR. Babur Ali (Assitant Commissioner Sehwan) Member 
- 3. MR. Altaf Hussain Rajpar (Deputy Director Health Department wing) Member 
- 4. MR. Mansoor Ali Soomro (Procurement Officer) Member 
- 5. MR. Abid Ali Daudphoto (Pharmacist) Member 



- Bandaging (includes amputation stump)
- Wound treatment and care (surgical staple seam, laceration and abrasions)
- Communication skills, especially step by step explanation of care measures

Medical care:

- Prevention of bedsores (Decubitus)
- Decubitus evaluation (stages 2-4)
- Decubitus care
- Prevention of muscle cramps
- Prevention of pneumonia
- Prevention of blood clots (Thromboses)
- Prevention of healthcare associated infection (HAI) by measures of medical asepsis and clean techniques
- Inhalation therapy
- Oxygen inhalation
- Use of ventilation bag (mouth to mouth and mouth to nose)
- Artificial respiration, oxygen treatment
- Care of tracheostomy
- Care of Diabetic Foot Syndrome (DFS)
- Ostomy care (colostomy)
- Irrigation of eyes and ears
- Intramuscular injections (buttocks)
- Subcutaneous injections (upper arms and thighs)
- Subcutaneous infusions

Delivered with: Injection pads, talcum powder, amputation stump, inserts with wound depictions (upper arm and thigh), and tools for fitting.

Certification: ISO-13485, CE, FDA (510 K), JIS (Any Two)

Country of Origin: UK, USA, Europe, Japan or Equivalent

| | | |
|----|---|----|
| 53 | <p>Nervous System Model</p> <p>Technical Features</p> <p>The nervous system relief model must show a schematic representation of the central and peripheral nervous system. The nervous system model must be 1/2 life size. The nervous system model must be delivered on baseboard.</p> <p>Must Have Digital Anatomy App Support.</p> <p>Certification: ISO-13485, CE, FDA (510 K), JIS (Any Two)</p> <p>Country of Origin: UK, USA, Europe, Japan or Equivalent</p> | 01 |
|----|---|----|

PREPARED/REVIEWED BY FOLLOWING MEMBERS OF TECHNICAL COMMITTEE

1. Dr. M. Moinuddin Siddiqui (Director SASIMS) Chairman of Procurement Committee _____

2. MR. Babur Ali (Assitant Commissioner Sehwan) Member _____

3. MR. Altaf Hussain Rajpar (Deputy Director Health Department wing) Member _____

4. MR. Mansoor Ali Soomro (Procurement Officer) Member _____

5. MR. Abid Ali Daudphoto (Pharmacist) Member _____

**SAYED ABDULLAH SHAH INSTITUTE OF MEDICAL SCIENCES
HEALTH DEPARTMENT, GOVERNMENT OF SINDH**



| | | |
|----|---|----|
| | <p>Muscular System Model</p> <p>Technical Features</p> <p>It should contain following features: The following parts must be removed from the muscle torso for detailed studies of the human anatomy and muscular system: muscle torso</p> <ul style="list-style-type: none"> • Skull cap • 6-part brain • Eyeball with optic nerve • Chest/abdominal wall • 2-part larynx • 2 lungs • 2-part heart • Diaphragm • 2-part stomach • Liver with gall bladder • Complete intestinal tract with appendix • Front half of kidney • Half urinary bladder • 4 muscles Must Have Digital Anatomy App Support. <p>Certification: ISO-13485, CE, FDA (510 K), JIS (Any Two) Country of Origin: UK, USA, Europe, Japan or Equivalent</p> | 01 |
| 55 | <p>Urinary System Model</p> <p>Technical Features</p> <p>It should contain following features:</p> <ul style="list-style-type: none"> • Structures of retroperitoneal cavity • Large and small pelvis with bones and muscles • Inferior vena cava • Aorta with its branches including iliacal vessels • Upper urinary tract • Rectum • Kidney with adrenal gland <p>One front half of a kidney must be removable from the anatomical model of the urinary system. Must be easy to change male insert (bladder and prostate, front and rear half) and female insert (bladder, womb and ovaries, 2 lateral halves). Dual Sex Urinary System model must be on baseboard. Must Have Digital Anatomy App Support.</p> <p>Certification: ISO-13485, CE, FDA (510 K), JIS (Any Two) Country of Origin: UK, USA, Europe, Japan or Equivalent</p> | 01 |

PREPARED/REVIEWED BY FOLLOWING MEMBERS OF TECHNICAL COMMITTEE





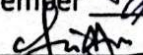
- 1. Dr. M. Moinuddin Siddiqui (Director SASIMS) Chairman of Procurement Committee _____
- 2. MR. Babur Ali (Assistant Commissioner Sehwan) Member _____
- 3. MR. Altaf Hussain Rajpar (Deputy Director Health Department wing) Member _____
- 4. MR. Mansoor Ali Soomro (Procurement Officer) Member _____
- 5. MR. Abid Ali Daudphoto (Pharmacist) Member _____

**SAYED ABDULLAH SHAH INSTITUTE OF MEDICAL SCIENCES
HEALTH DEPARTMENT, GOVERNMENT OF SINDH**



| | | |
|----|--|----|
| | Eye examination kit /Ophthalmoscope/ Biomag/Schiotz Tonometer/Torch Technical Features Basic and Standard Complete Kit with All Accessories Certification: ISO-13485, CE, FDA (510 K), JIS (Any Two) Country of Origin: UK, USA, Europe, Japan or Equivalent | 02 |
| 57 | Magnifying Hand Loop for Eye Examination Technical Features Basic/Standard Loop for Eye Examination Local Export Quality ISO Certification | 02 |
| 58 | Assimilation goggles for Cataract / Glaucom/ Retinal Detachment Technical Features Basic/Standard Kit with complete Accessories Local Export Quality ISO Certification | 01 |
| 59 | Sonic Can Local Export Quality ISO Certification | 01 |
| 60 | CVP Measuring Scale Technical Features Local Export Quality ISO Certification | 01 |
| 61 | Weight Machine/Baby Weight Machine Local Export Quality ISO Certification | 01 |
| 62 | Height Scale Technical Features Easy to read Dial. Low Platform with anti-slip matting. Maximum Weight: 120 kgs/150 kg/160 kg or better Min. value per division: 0.5 kg or better Height Measuring Range: 70-190 cm (27 1/2 – 74 3/4 inc.) or better Load Platform area (Lx W): 370 x 270 mm or better Overall Dimensions: L: 680 W: 275 H: 930 mm or better Size of Platform: L: 370 x W: 270 mm or better Certification: ISO/CE/FDA/JIS Any Two Make: Imported/Local | 01 |

PREPARED/REVIEWED BY FOLLOWING MEMBERS OF TECHNICAL COMMITTEE






1. Dr. M. Moinuddin Siddiqui (Director SASIMS) Chairman of Procurement Committee 
2. MR. Babur Ali (Assitant Commissioner Sehwan) Member 
3. MR. Altaf Hussain Rajpar (Deputy Director Health Department wing) Member 
4. MR. Mansoor Ali Soomro (Procurement Officer) Member 
5. MR. Abid Ali Daudphoto (Pharmacist) Member 

**SAYED ABDULLAH SHAH INSTITUTE OF MEDICAL SCIENCES
HEALTH DEPARTMENT, GOVERNMENT OF SINDH**



| | | | | | | | | | | | | | | | | | | | | | | | | | | | | | | | | | | |
|---|--|----|-------------|--|-----------------|-----------|----------------|-----------|---------------|----------------------------------|-----------------|---|-------------|-----------------|---------------|---------------------------|------------------|-----------------------------|----------------|--------------------------|----------------|--------------------|--------------------|---|------------------|--|-------------|----------------------------------|-----------------|-------------------|---------------------|------------------------------------|-------------------|-------------------------------------|
| Thermoscope | Local Export Quality ISO Certification | 01 | | | | | | | | | | | | | | | | | | | | | | | | | | | | | | | | |
| 64 | Phototherapy Machine Technical Features | 01 | | | | | | | | | | | | | | | | | | | | | | | | | | | | | | | | |
| <table border="1"> <tr> <td>LightSource</td> <td>16BlueSuperLEDs(therapy)+4WhiteLEDs(examination)</td> </tr> <tr> <td>WavelengthRange</td> <td>400–550nm</td> </tr> <tr> <td>PeakWavelength</td> <td>440–460nm</td> </tr> <tr> <td>MaxIrradiance</td> <td>63μW/cm²/nm(at35cm)</td> </tr> <tr> <td>LevelIrradiance</td> <td>49μW/cm²/nm(at40cm);36μW/cm²/nm(at50cm)</td> </tr> <tr> <td>LEDLifetime</td> <td>Upto50,000hours</td> </tr> <tr> <td>ControlSystem</td> <td>3.5-inchLCDFTTtouchscreen</td> </tr> <tr> <td>IrradianceLevels</td> <td>3adjustablelevels(I,II,III)</td> </tr> <tr> <td>TimerFunctions</td> <td>0–999hourstreatmenttimer</td> </tr> <tr> <td>CountdownTimer</td> <td>48-hourdowncounter</td> </tr> <tr> <td>Safety&Performance</td> <td>Fanlesscoolingsystem,<30dBnoiselevel,noheat/UV/IRemission</td> </tr> <tr> <td>MechanicalDesign</td> <td>Height-adjustabletrolley,360°rotatablehead,ergonomichandle,ntegratedaccessorybasket,poweradapterholder</td> </tr> <tr> <td>PowerSupply</td> <td>220–240VAC,50/60Hz(customizable)</td> </tr> <tr> <td>QualityStandard</td> <td>ISO13485compliant</td> </tr> <tr> <td>OperatingConditions</td> <td>10–32°Ctemperature,5–99%RHhumidity</td> </tr> <tr> <td>StorageConditions</td> <td>-10–40°Ctemperature,0–90%RHhumidity</td> </tr> </table> | | | LightSource | 16BlueSuperLEDs(therapy)+4WhiteLEDs(examination) | WavelengthRange | 400–550nm | PeakWavelength | 440–460nm | MaxIrradiance | 63μW/cm ² /nm(at35cm) | LevelIrradiance | 49μW/cm ² /nm(at40cm);36μW/cm ² /nm(at50cm) | LEDLifetime | Upto50,000hours | ControlSystem | 3.5-inchLCDFTTtouchscreen | IrradianceLevels | 3adjustablelevels(I,II,III) | TimerFunctions | 0–999hourstreatmenttimer | CountdownTimer | 48-hourdowncounter | Safety&Performance | Fanlesscoolingsystem,<30dBnoiselevel,noheat/UV/IRemission | MechanicalDesign | Height-adjustabletrolley,360°rotatablehead,ergonomichandle,ntegratedaccessorybasket,poweradapterholder | PowerSupply | 220–240VAC,50/60Hz(customizable) | QualityStandard | ISO13485compliant | OperatingConditions | 10–32°Ctemperature,5–99%RHhumidity | StorageConditions | -10–40°Ctemperature,0–90%RHhumidity |
| LightSource | 16BlueSuperLEDs(therapy)+4WhiteLEDs(examination) | | | | | | | | | | | | | | | | | | | | | | | | | | | | | | | | | |
| WavelengthRange | 400–550nm | | | | | | | | | | | | | | | | | | | | | | | | | | | | | | | | | |
| PeakWavelength | 440–460nm | | | | | | | | | | | | | | | | | | | | | | | | | | | | | | | | | |
| MaxIrradiance | 63μW/cm ² /nm(at35cm) | | | | | | | | | | | | | | | | | | | | | | | | | | | | | | | | | |
| LevelIrradiance | 49μW/cm ² /nm(at40cm);36μW/cm ² /nm(at50cm) | | | | | | | | | | | | | | | | | | | | | | | | | | | | | | | | | |
| LEDLifetime | Upto50,000hours | | | | | | | | | | | | | | | | | | | | | | | | | | | | | | | | | |
| ControlSystem | 3.5-inchLCDFTTtouchscreen | | | | | | | | | | | | | | | | | | | | | | | | | | | | | | | | | |
| IrradianceLevels | 3adjustablelevels(I,II,III) | | | | | | | | | | | | | | | | | | | | | | | | | | | | | | | | | |
| TimerFunctions | 0–999hourstreatmenttimer | | | | | | | | | | | | | | | | | | | | | | | | | | | | | | | | | |
| CountdownTimer | 48-hourdowncounter | | | | | | | | | | | | | | | | | | | | | | | | | | | | | | | | | |
| Safety&Performance | Fanlesscoolingsystem,<30dBnoiselevel,noheat/UV/IRemission | | | | | | | | | | | | | | | | | | | | | | | | | | | | | | | | | |
| MechanicalDesign | Height-adjustabletrolley,360°rotatablehead,ergonomichandle,ntegratedaccessorybasket,poweradapterholder | | | | | | | | | | | | | | | | | | | | | | | | | | | | | | | | | |
| PowerSupply | 220–240VAC,50/60Hz(customizable) | | | | | | | | | | | | | | | | | | | | | | | | | | | | | | | | | |
| QualityStandard | ISO13485compliant | | | | | | | | | | | | | | | | | | | | | | | | | | | | | | | | | |
| OperatingConditions | 10–32°Ctemperature,5–99%RHhumidity | | | | | | | | | | | | | | | | | | | | | | | | | | | | | | | | | |
| StorageConditions | -10–40°Ctemperature,0–90%RHhumidity | | | | | | | | | | | | | | | | | | | | | | | | | | | | | | | | | |
| <p>Certification: ISO-13485, CE, FDA (510 K), JIS (Any Two) Country of Origin: UK, USA, Europe, Japan or equivalent.</p> | | | | | | | | | | | | | | | | | | | | | | | | | | | | | | | | | | |
| 65 | Vision Chart Local Export Quality ISO Certification | 01 | | | | | | | | | | | | | | | | | | | | | | | | | | | | | | | | |

PREPARED/REVIEWED BY FOLLOWING MEMBERS OF TECHNICAL COMMITTEE


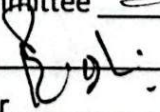


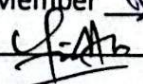
- 1. Dr. M. Moinuddin Siddiqui (Director SASIMS) Chairman of Procurement Committee 
- 2. MR. Babur Ali (Assitant Commissioner Sehwan) Member 
- 3. MR. Altaf Hussain Rajpar (Deputy Director Health Department wing) Member 
- 4. MR. Mansoor Ali Soomro (Procurement Officer) Member 
- 5. MR. Abid Ali Daudphoto (Pharmacist) Member 

**SAYED ABDULLAH SHAH INSTITUTE OF MEDICAL SCIENCES
HEALTH DEPARTMENT, GOVERNMENT OF SINDH**



| | | |
|----|---|----|
| | <p>Nebulizer Technical Features Ultrasound Nebulizer With Stand Comprising of:</p> <ul style="list-style-type: none"> • Direct Inhalation of Nebulized Water or Medication • Mask Inhalation Therapy • Humidification Therapy using nebulizer in combination with Respirator, Anesthesia Machine or other Respiratory Control Apparatus • More than 96% of 0.3 micron or larger airborne dust particles are effectively shut out with the pneumoclean (air filter) to provide purified air for aerosol nebulization • The medication cup easily attachable/detachable and easy to clean. The diaphragm should replace for each patient to help prevent cross-infection • Made of highly heat-resistant polysulfone resin, the nebulizer can be disinfected by autoclaving (121°C, 30 minutes) <p>Nebulizing Rate: 4 ml/min or better. Mist particle size: Approx. 1-5 microns or better. Nebulizing time setting: 0-30 mint. Nebulization periods longer than 30 minutes, the timer can be set for "Continuous" operation.</p> <p>Medication cup capacity: 150 ml. Supplied with: Mist feed Hose (Large & Small), Inhalation Mask (02), Mouthpiece (02), Diaphragm (5) Pneumoclean Air Filter, Service and Operating Manual. Certification: ISO-13485, CE, FDA (510 K), JIS (Any Two) Country of Origin: UK, USA, Europe, Japan or equivalent.</p> | 04 |
| 67 | <p>Electric Steamer</p> <p>Local Export Quality ISO Certification</p> | 04 |
| 68 | <p>Glucometer Technical Features Result Time 5 sec or better Sample Size: 0.4 ul-1.0 ul or better Memory 500 test or better Range: 20-600 mg/dl or better Battery Lithium</p> <p>Certification: ISO/CE/FDA/JIS Any Two Make: Imported/Local</p> | 05 |
| 69 | <p>TMP Lead</p> <p>Local Export Quality ISO Certification</p> | 04 |

PREPARED/REVIEWED BY FOLLOWING MEMBERS OF TECHNICAL COMMITTEE

1. Dr. M. Moinuddin Siddiqui (Director SASIMS) Chairman of Procurement Committee 
2. MR. Babur Ali (Assitant Commissioner Sehwan) Member 
3. MR. Altaf Hussain Rajpar (Deputy Director Health Department wing) Member 
4. MR. Mansoor Ali Soomro (Procurement Officer) Member 
5. MR. Abid Ali Daudphoto (Pharmacist) Member 

**SAYED ABDULLAH SHAH INSTITUTE OF MEDICAL SCIENCES
HEALTH DEPARTMENT, GOVERNMENT OF SINDH**



Spiro Meter

04

Technical Features

7 Inch touch screen Display or better
Turbine flow sensor
Turbine sensor built-in Rechargeable battery
Should have Temperature sensor embedded
Internal 20,000 test data storage
Animated guidance for patients
Direct printing by external USB printer

FLOW

Range 0 to +/- 18 L/s
Resolution 0.01 L/s
Accuracy +/-5% or +/-0.2 L /s

Volume

Detection Flow integration

Range

0-+/-10 l

Resolution

0.01 l

Accuracy

+/-3% or +/-0.05 l

Spiro meter:

SVC, FVC, TV, FEV 0.5, FEV 1, FEV 3, FEV 6, FEV 1/FVC, FEV 1/SVC, FEV 1/SVC,
FEV 1/FEV 6, MMEF(FEF 25-75), PEF, FEF 25, FEF 50, FEF 75, FEF 90, FEF 50/FEF
75-85, FEF 200-1200, OI, ATI, PEFTIME, FET, EXTRAP 5, EXTRAPV%, FIVC, FIV 0.5,
FIV 1, FIV 1/FEVC, FIV 1/F 1 VC, PIF, FIF 50, FEF 50/FIF 50, FIF 50/FEF 50, CVI,
MVV 43, FEVC+FEV 1, MVV, MV, TV, RR, BR, VR, BD TEST, BRONIAL CHALLENGE
TEST, 6 MWT OR BETTER

Accessories:

Turbine sensor head x 02 reusable

Paper mouth piece x 100 piece

Spiro filter x 10

Nose clip x 10

Thermal paper x 10

Certification: ISO-13485, CE, FDA (510 K), JIS (Any Two)

Country of Origin: UK, USA, Europe, Japan or equivalent.

PREPARED/REVIEWED BY FOLLOWING MEMBERS OF TECHNICAL COMMITTEE

1. Dr. M. Moinuddin Siddiqui (Director SASIMS) Chairman of Procurement Committee _____

2. MR. Babur Ali (Assitant Commissioner Sehwan) Member _____

3. MR. Altaf Hussain Rajpar (Deputy Director Health Department wing) Member _____

4. MR. Mansoor Ali Soomro (Procurement Officer) Member _____

5. MR. Abid Ali Daudphoto (Pharmacist) Member _____

**SAYED ABDULLAH SHAH INSTITUTE OF MEDICAL SCIENCES
HEALTH DEPARTMENT, GOVERNMENT OF SINDH**



Cardiac Bed ICU (Imported)

01

Technical Features

Fully Motorized Electric Bed,

Should have positions Back Raise, Knee Raise, Hi-Low Adjustment, Auto Contour, Trendelenburg, Reverse Trendelenburg and Chair Position and Flat Position with X-ray imaging base, low height indicator, Lock button, Electric CPR Button, and Power Indicator and battery Back-Up.

Movements:

- Stress Saver Raise
(Stress on the patient's body should be reduced during back raise)
- Back Raise Angle 0-70°
- Knee Raise Angle 0-25°
- Hi-low adjustment from 350 mm to 700 mm (Mattress Base)
- Trendelenburg/Reverse Trendelenburg position 0 to 12°
- Chair position button and Flat position button

Controls:

- Side-rail integrated panel should be included switches for the bed operations that are performed.
- Side-rail integrated panel should be available in both side-rails near to the headboard, on the right and left side.
- The patient control panel should be available in both side-rails near to the headboard, on the right and left side.
- The angle of the back section base and the knee section base should be smoothly adjusted with no increments by using the patient control panel.

CPR Function:

- Should have Electric CPR Button & Manual CPR Lever
- Should be quickly returns the patient to a horizontal position to execute CPR procedures

Side Rails:

- Should have side rail meeting safety standard of IEC 60601-2-52.
- Should be total of four side-rails, two side-rails on the left and right, respectively.
- Side-rails should prevent the patient from falling off the bed.
- All the side-rails should be provided with shock absorber.

Anti-Tempering Lock

- This safety feature should keep the patient safely within the bed by preventing accidental release of the side-rails while the patient has leaning against them.
- Should be prevents the patient from falling over when attempting to lower the side-rail himself.

PREPARED/REVIEWED BY FOLLOWING MEMBERS OF TECHNICAL COMMITTEE

- 1. Dr. M. Moinuddin Siddiqui (Director SASIMS) Chairman of Procurement Committee _____
- 2. MR. Babur Ali (Assitant Commissioner Sehwan) Member _____
- 3. MR. Altaf Hussain Rajpar (Deputy Director Health Department wing) Member _____
- 4. MR. Mansoor Ali Soomro (Procurement Officer) Member _____
- 5. MR. Abid Ali Daudphoto (Pharmacist) Member _____



Mattress Base:

- Should be made of steel, powder coating (part is resin mold item).
- Mattress base should be for easy cleaning.

Low Bed Height:

- The low bed height of 350 mm should ensure that patients should firmly place their heels on the floor
- Should have Bed height light indicator. (To indicate its lowest height position)

Angle Indicator:

- Should be angle indicators for checking back raise angle at the head side of side-rails, and for the checking tilt angle at the foot side of side-rails.
- The angle indicator assists medical personnel to raise the backs of patients above 30° to prevent

Ventilator-associated pneumonia (VAP).

Head/Foot Board:

- Should be secured to prevent accidental removal.
- The boards should be attached or detached.

Corner Bumpers:

- Corner bumpers should be at the four corners of the bed.
- If the bed bumps the walls or equipments of the hospital when moving the bed, the corner bumper
- Should reduce the impact of the collision.

X-ray imaging using cassette

- X-ray imaging using cassette should be possible in the back section area.

Adjusting the Angle of the Leg Section Base

- The angle of the leg section base should be manually adjusted when the knee section base raised

Restraint Belt mounting Holes

- When using restraint belt, attach the restraint belt to the mounting holes below

Accessory Holders

- The accessory holders at both sides of the hip section base and side-rails, on which items such as urine bags or other items should be hung.

Mattress Stopper

REPAIRED/REVIEWED BY FOLLOWING MEMBERS OF TECHNICAL COMMITTEE

1. Dr. M. Moinuddin Siddiqui (Director SASIMS) Chairman of Procurement Committee _____
2. MR. Babur Ali (Assitant Commissioner Sehwan) Member _____
3. MR. Altaf Hussain Rajpar (Deputy Director Health Department wing) Member _____
4. MR. Mansoor Ali Soomro (Procurement Officer) Member _____
5. MR. Abid Ali Daudphoto (Pharmacist) Member _____

**SAYED ABDULLAH SHAH INSTITUTE OF MEDICAL SCIENCES
HEALTH DEPARTMENT, GOVERNMENT OF SINDH**



- Should be on leg section base.

Option Attachment Holes

- Option attachment holes should be at the four corners of the bed.
- It should be installed IV pole or other accessories.

Locking System:

- The casters should be set to either of the positions below by operating the caster operation pedal on the both side of the foot end.
- Should have Lock Position, Free Position and Steering Position.

Castors:

- Should have 125 mm dia. single wheel castors.

Bed Dimensions should be:

- Bed Length 2195 mm or more without extension.
- Bed Width 985 mm or more
- Total height 755 mm to 1105 mm or more
- Mattress Base Height 350 mm to 700 mm or more

Mattress:

- Size: W: 860 mm L: 2000 mm
- Mattress Cover should be:
 - MRSA antibacterial treatment.
 - Water-proof treatment.
 - Material: Cover Polyester/ padding, urethane foam.

Mattress must be manufactured by the same company manufacturing beds.

Battery:

- Should have Battery with low battery indicator. Optional

Safe working load 230 KG or more.

Additional Accessories:

Bedside Table (Over Bed Table):

- o Height Adjustment through Gas Spring
- o Width 900 mm x Depth 400 mm x Height 745 to 1,130 mm
- o Castor: 40 mm dia x 4 pcs

Bedside Cabinet:

PREPARED / REVIEWED BY FOLLOWING MEMBERS OF TECHNICAL COMMITTEE

1. Dr. M. Moinuddin Siddiqui (Director SASIMS) Chairman of Procurement Committee _____

2. MR. Babur Ali (Assistant Commissioner Sehwan) Member _____

3. MR. Altaf Hussain Rajpar (Deputy Director Health Department wing) Member _____

4. MR. Mansoor Ali Soomro (Procurement Officer) Member _____

5. MR. Abid Ali Daudphoto (Pharmacist) Member _____

**SAYED ABDULLAH SHAH INSTITUTE OF MEDICAL SCIENCES
HEALTH DEPARTMENT, GOVERNMENT OF SINDH**



- o Pull-out Table (Detachable)
- o Towel Rail at the both sides
- o Detachable Drawer
- o Inner Shelf
- o 40 mm dia castor x 4 pcs
- o Dimensions: (W) 445 mm x (D) 460 mm x (H) 780 mm
- o Body power coated steel
- o Table & Cabinet top & Drawer: ABS Plastic

IV Pole:

- Should be used for hanging intravenous drip bags and similar items.
- Should be adjusting the length.

All Optional items must be manufactured by the same manufacturer.
Certification: ISO-13485, CE, FDA (510 K), JIS (Any Two)
Country of Origin: UK, USA, Europe, Japan or equivalent.

| | | |
|----|--|----|
| 83 | <p>Auto Clave Machine</p> <p>Technical Features Medium Size Autoclave Machine</p> <p>Local Export Quality ISO Certification</p> | 01 |
| 84 | <p>Microscope</p> <p>Technical Features Binocular Microscope should be below requirements:</p> <ul style="list-style-type: none"> • Stand: Robust, all metal stand with arm permanently connected to the base. Focussing by means of separate knobs for coarse and fine adjustment located on either side of the stand and operated by rack and pinion drive with ball bearings and retaining lever, adjustable stopper for protecting the object slides and objective. • Resolution of fine focussing adjustment: 0.002 mm • Tube: Binocular head, 30° viewing angle, 360° rotatable head, viewing distance adjustable between 50 and 75 mm, ±5 dioptic compensation • Eyepieces: Pair of wide field plan eyepieces PL 10 x 18 mm • Objectives: Inverted objective revolver with 4 achromatic objectives 4 x / 0.10, 10 x / 0.25, 40 x / 0.65, 100 x / 1.25 (oil) • Enlargement: 40 x, 100 x, 400 x, 1000 x • Object Stage: x-y mechanical stage, 132 mm x 140 mm, with object guide and coaxial adjustment knobs perpendicular to the object stage, adjustment range 76 mm x 50 mm, accuracy 0.1 mm • Illumination: Adjustable LED lighting integrated in base, universal 100 to 240 V, 50/60 Hz power supply | 10 |

PREPARED/REVIEWED BY FOLLOWING MEMBERS OF TECHNICAL COMMITTEE


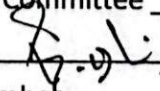



- 1. Dr. M. Moinuddin Siddiqui (Director SASIMS) Chairman of Procurement Committee _____
- 2. MR. Babur Ali (Assitant Commissioner Sehwan) Member _____
- 3. MR. Altaf Hussain Rajpar (Deputy Director Health Department wing) Member _____
- 4. MR. Mansoor Ali Soomro (Procurement Officer) Member _____
- 5. MR. Abid Ali Daudphoto (Pharmacist) Member _____

**SAYED ABDULLAH SHAH INSTITUTE OF MEDICAL SCIENCES
HEALTH DEPARTMENT, GOVERNMENT OF SINDH**



| | | |
|----|---|----|
| | <ul style="list-style-type: none"> • Condenser: Abbe condenser N. A.1.25 with iris diaphragm, filter holder and blue filter • Dimensions: 350 mm x 213 mm x 366 mm approx. • Weight: 8 kg approx. • Supplied: Complete with dust cover <p>Certification: ISO-13485, CE, FDA (510 K), JIS (Any Two) Country of Origin: UK, USA, Europe, Japan or equivalent.</p> | |
| 85 | <p>Instruments (Gynae) Theater</p> <p>Technical Features General Gynae Complete Set Local Export Quality ISO Certification</p> | 02 |
| 86 | <p>Gen. Surgery Instruments</p> <p>Technical Features General Surgery Complete Set Local Export Quality ISO Certification</p> | 02 |
| 87 | <p>ENT Instruments</p> <p>Technical Features ENT Complete Set</p> <p>Local Export Quality ISO Certification</p> | 02 |
| 88 | <p>Stethoscopes</p> <p>Technical Features</p> <p>Local Export Quality ISO Certification</p> | 10 |

PREPARED/REVIEWED BY FOLLOWING MEMBERS OF TECHNICAL COMMITTEE

1. Dr. M. Moinuddin Siddiqui (Director SASIMS) Chairman of Procurement Committee 
2. MR. Babur Ali (Assistant Commissioner Sehwan) Member 
3. MR. Altaf Hussain Rajpar (Deputy Director Health Department wing) Member 
4. MR. Mansoor Ali Soomro (Procurement Officer) Member 
5. MR. Abid Ali Daudphoto (Pharmacist) Member 

**SAYED ABDULLAH SHAH INSTITUTE OF MEDICAL SCIENCES
HEALTH DEPARTMENT, GOVERNMENT OF SINDH**



02

Diesel Generator (150 KVA)
Specification:

| Description | Specification |
|---------------------------|---------------------------------|
| PrimeRating | 150KVA/120KW |
| StandbyRating | 165KVA/132KW |
| Voltage | 380-415V |
| Frequency | 50Hz |
| Phase | 3Phase |
| EngineSpeed | 1500rpmorbetter |
| EngineType | 4StrokeTurbochargedDieselEngine |
| Cylinders | 6inlineCylinders |
| CoolingSystem | WaterCooled |
| FuelTankCapacity | 200-210liters |
| FuelConsumption@FullLoad | Approx34L/hr. |
| AlternatorProtection | IP23 |
| VoltageRegulation | ±1% |
| Insulationclass | ClassH |
| CircuitBreaker | ABB3PoleMCCB |
| Startingsystem | Electricstart12v |
| Batterychargingalternator | 65Amps |
| Exhaustsystem | IndustrialExhaustsilencer |

PREPARED/REVIEWED BY FOLLOWING MEMBERS OF TECHNICAL COMMITTEE

- 1. Dr. M. Moinuddin Siddiqui (Director SASIMS) Chairman of Procurement Committee _____
- 2. MR. Babur Ali (Assitant Commissioner Sehwan) Member _____
- 3. MR. Altaf Hussain Rajpar (Deputy Director Health Department wing) Member _____
- 4. MR. Mansoor Ali Soomro (Procurement Officer) Member _____
- 5. MR. Abid Ali Daudphoto (Pharmacist) Member _____

**KAYED ABDULLAH SHAH INSTITUTE OF MEDICAL SCIENCES
HEALTH DEPARTMENT, GOVERNMENT OF SINDH**



Warranty

36Months

Certification: ISO, CE, FDA (510 K), JIS (Any Two)
Country of Origin: UK, USA, Europe, Japan or equivalent.

Section: B
Furniture & Fixture for Nursing & Paramedical School

| S. N O | Name of Item | Qty |
|--------|--|-----|
| 1 | Steel Wardrobe with two portions 20 gauge steel, powder coated, Godrej style lock, reinforced shelves Make: Local Export Quality or Equivalent Certification: ISO | 100 |
| 2 | Steel Bed 18-20 gauge pipe, strong welding, powder coating, durable support Make: Local Export Quality or Equivalent Certification: ISO | 100 |
| 3 | Study Table Lamination board with edge binding, 18 gauge frame Make: Local Export Quality or Equivalent Certification: ISO | 100 |
| 4 | Study Chairs Metal/plastic mixed body, branded LED driver Make: Local Export Quality or Equivalent Certification: ISO | |
| 5 | Study Chairs (steel made) Heavy pipe frame, foam cushion seat, powder coated Make: Local Export Quality or Equivalent Certification: ISO | 100 |
| 6 | Dining Table for 20 persons Lamination top with heavy steel structure Make: Local Export Quality or Equivalent Certification: ISO | 08 |
| 7 | Dining Chairs Cushion seat with powder coated steel frame Make: Local Export Quality or Equivalent Certification: ISO | 100 |
| 8 | Sofa Sets for hostel | 10 |

PREPARED/REVIEWED BY FOLLOWING MEMBERS OF TECHNICAL COMMITTEE

1. Dr. M. Moinuddin Siddiqui (Director SASIMS) Chairman of Procurement Committee _____

2. MR. Babur Ali (Assistant Commissioner Sehwan) Member _____

3. MR. Altaf Hussain Rajpar (Deputy Director Health Department wing) Member _____

4. MR. Mansoor Ali Soomro (Procurement Officer) Member _____

5. MR. Abid Ali Daudphoto (Pharmacist) Member _____

**SAYED ABDULLAH SHAH INSTITUTE OF MEDICAL SCIENCES
HEALTH DEPARTMENT, GOVERNMENT OF SINDH**



| | | |
|----|---|-----|
| | Medium density foam, imported fabric/Rexene Make: Local Export Quality or Equivalent Certification: ISO | |
| 9 | Easy Chairs for hostel Molded foam with strong steel/wood frame Make: Local Export Quality or Equivalent Certification: ISO | 60 |
| 10 | Library Cupboards 20 gauge powder coated steel with locks Make: Local Export Quality or Equivalent Certification: ISO | 40 |
| 11 | Library Tables Lamination top with heavy steel frame Make: Local Export Quality or Equivalent Certification: ISO | 10 |
| 12 | Library Chairs Cushion seat steel chairs Make: Local Export Quality or Equivalent Certification: ISO | 100 |
| 13 | Office Tables with Revolving Chairs Lamination office table with ergonomic revolving chair Make: Local Export Quality or Equivalent Certification: ISO | 10 |
| 14 | Office Chairs Revolving hydraulic office chair Make: Local Export Quality or Equivalent Certification: ISO | 30 |
| 15 | Computer Tables with Chairs Cable management desk with ergonomic chair Make: Local Export Quality or Equivalent Certification: ISO | 10 |
| 16 | Sofa Sets Medium density foam imported fabric Make: Local Export Quality or Equivalent Certification: ISO | 12 |
| 17 | Easy Chairs Foam padded visitor chair Make: Local Export Quality or Equivalent Certification: ISO | 10 |
| 18 | Tables for Conference Room Executive conference table laminated finish Make: Local Export Quality or Equivalent Certification: ISO | 01 |

PREPARED/REVIEWED BY FOLLOWING MEMBERS OF TECHNICAL COMMITTEE


1. Dr. M. Moinuddin Siddiqui (Director SASIMS) Chairman of Procurement Committee _____
2. MR. Babur Ali (Assistant Commissioner Sehwan) Member _____
3. MR. Altaf Hussain Rajpar (Deputy Director Health Department wing) Member _____
4. MR. Mansoor Ali Soomro (Procurement Officer) Member _____
5. MR. Abid Ali Daudhpoto (Pharmacist) Member _____


**SAYED ABDULLAH SHAH INSTITUTE OF MEDICAL SCIENCES
HEALTH DEPARTMENT, GOVERNMENT OF SINDH**




| | | |
|----|--|-----|
| 19 | Conference Room Chairs Cushioned revolving conference chairs Make: Local Export Quality or Equivalent Certification: ISO | 30 |
| 20 | Students Chairs Cushion seat steel frame Make: Local Export Quality or Equivalent Certification: ISO | 150 |
| 21 | Table with Chair for Teacher Lamination teacher desk with cushioned chair Make: Local Export Quality or Equivalent Certification: ISO | 08 |
| 22 | White Boards Magnetic white board aluminum frame Make: Local Export Quality or Equivalent Certification: ISO | 08 |
| 23 | Table for Auditorium Hall Heavy duty laminated conference style table Make: Local Export Quality or Equivalent Certification: ISO | 01 |
| 24 | Auditorium Hall Chairs Cushioned linked auditorium chairs Make: Local Export Quality or Equivalent Certification: ISO | 10 |
| 25 | Auditorium Hall Chairs for Visitors Cushion steel visitor chairs Make: Local Export Quality or Equivalent Certification: ISO | 200 |
| 26 | Tables for Lab Room Chemical resistant laminated top with steel frame Make: Local Export Quality or Equivalent Certification: ISO | 03 |
| 27 | Chairs for Lab Revolving lab stools/chairs Make: Local Export Quality or Equivalent Certification: ISO | 60 |
| 28 | Cupboards Powder coated heavy steel cupboards Make: Local Export Quality or Equivalent Certification: ISO | 04 |
| 29 | Racks for Store Heavy duty industrial steel racks Make: Local Export Quality or Equivalent | 02 |

REPAIRED/REVIEWED BY FOLLOWING MEMBERS OF TECHNICAL COMMITTEE

Dr. M. Moinuddin Siddiqui (Director SASIMS) Chairman of Procurement Committee 

MR. Babur Ali (Assistant Commissioner Sehwan) Member 

MR. Altaf Hussain Rajpar (Deputy Director Health Department wing) Member 

MR. Mansoor Ali Soomro (Procurement Officer) Member 






MR. Abid Ali Daudphoto (Pharmacist) Member 

**SAYED ABDULLAH SHAH INSTITUTE OF MEDICAL SCIENCES
HEALTH DEPARTMENT, GOVERNMENT OF SINDH**



| | | |
|----|---|----|
| | Certification: ISO | |
| 30 | Medicine Trolley Heavy gauge MS/SS frame, noiseless caster wheels, powder coated Make: Local Export Quality or Equivalent Certification: ISO | 02 |
| 31 | Baby Cradles SS/MS powder coated cradle, mosquito stand, smooth caster wheels Make: Local Export Quality or Equivalent Certification: ISO | 01 |
| 32 | Small Table with Chairs Laminated top with steel frame and cushioned chairs Make: Local Export Quality or Equivalent Certification: ISO | 02 |
| 33 | Bed Iron Laminated wood/engineered wood with durable fittings Make: Local Export Quality or Equivalent Certification: ISO | 10 |
| 34 | Revolving Bed Hospital grade adjustable bed with strong frame and wheels Make: Local Export Quality or Equivalent Certification: ISO | 02 |
| 35 | Orthopedic Bed Heavy duty orthopedic hospital bed with adjustable sections Make: Local Export Quality or Equivalent Certification: ISO | 02 |
| 36 | SS Bucket Heavy gauge stainless steel (304 grade preferred) Make: Local Export Quality or Equivalent Certification: ISO | 20 |
| 37 | SS Tray Large Heavy stainless steel tray with smooth edges Make: Local Export Quality or Equivalent Certification: ISO | 20 |
| 38 | Drum Large Heavy duty SS sterilization drum with locking lid Make: Local Export Quality or Equivalent Certification: ISO | 20 |
| 39 | Drum Small Durable stainless steel drum with ventilation holes Make: Local Export Quality or Equivalent Certification: ISO | 20 |
| 40 | Kidney Tray Large Heavy stainless steel tray with smooth edges | 30 |

PREPARED/REVIEWED BY FOLLOWING MEMBERS OF TECHNICAL COMMITTEE

- i. Dr. M. Moinuddin Siddiqui (Director SASIMS) Chairman of Procurement Committee 
- ii. MR. Babur Ali (Assitant Commissioner Sehwan) Member 
- iii. MR. Altaf Hussain Rajpar (Deputy Director Health Department wing) Member 
- iv. MR. Mansoor Ali Soomro (Procurement Officer) Member 
- v. MR. Abid Ali Daudphoto (Pharmacist) Member 

**SAYED ABDULLAH SHAH INSTITUTE OF MEDICAL SCIENCES
HEALTH DEPARTMENT, GOVERNMENT OF SINDH**



| | | |
|----|---|----|
| 41 | Kidney Tray Small Durable stainless steel tray with smooth edges | 30 |
|----|---|----|

| S# | Name of Item | Qty |
|----|--|-----|
| 01 | <p>Coaster Capacity 30 passengers (often 29+1) Dimensions length: 6990mm (~6.99m) Width : 2080mm-2775m. Height : 2635mm Wheel base : 3935mm. Engine: 4.0L/4.2 L diesel (e.g 1HZ or 1GD-FTV engines) Power: ~100KW to 110 KW. Transmission :5-speed or 6-speed manual/automatic Fuel tank 95litres Gross vehicleweight(GVW):~5670kg. Turing radius: 6.5 m to 7.9m Features and performance suspension: frond double wishbone or McPherson strut, rear leaf spring Rigid brakes: ventilated discs or dual two leading drum brakes . Safety&comfort : Air conditioning (manual power steering, automatic flooding center door with buzzer halogen head lamp and depending on model, curtains and overhead luggage racks . Interior configuration: typically 2X2 seating often vinyl or durable fabric for high frequency use tires : 215/70R17.5</p> <p>Model : latest model</p> | 02 |

PREPARED/REVIEWED BY FOLLOWING MEMBERS OF TECHNICAL COMMITTEE


- i. Dr. M. Moinuddin Siddiqui (Director SASIMS) Chairman of Procurement Committee _____
- ii. MR. Babur Ali (Assitant Commissioner Sehwan) Member _____
- iii. MR. Altaf Hussain Rajpar (Deputy Director Health Department wing) Member _____
- iv. MR. Mansoor Ali Soomro (Procurement Officer) Member _____
- v. MR. Abid Ali Daudphoto (Pharmacist) Member _____


**SAYED ABDULLAH SHAH INSTITUTE OF MEDICAL SCIENCES
HEALTH DEPARTMENT, GOVERNMENT OF SINDH**





| | Name of Item | Qty |
|----|---|-----|
| | Computer Core i 5 with LCD screen monitor Desktop Computer Core i-5, 14 th Genorhigher,8 gb RAM, 512 GB HDD,19 Inchscreen, Genuine Windows 11. Must Including wired mouse, keyboard, and display cable. 1 year warranty. | 10 |
| 02 | UPS (Local) 1000 Watts Dry Battery UPS 1000 Certification: ISO/CE/FDA/JIS Any Two Make: Imported/Local | 10 |
| 03 | Laser Printers MULTIFUNCTION LASER PRINTER: Monochrome laser printer, Duty Cycle of up to 50,000 pages, Print quality of 1200 x 1200 dpi or higher FASTPRINT SPEED: print up to 30 pages per minute. With wire and 2 additionaltoners. | 10 |
| 04 | Air Conditioner(Split Type 2 Ton) Technical Specifications: 2 Ton Wall Mounted Split Type Inverter with stabilizer 24000 BTU with: <ul style="list-style-type: none"> • With T 3 Compressor working up to 52°C or better • Stabilizer 5000 W 99.99% Copper or better • Complete with Standard Installation Copper Kit, Power and Control Cable 10 ft. • Compressor replacement warranty 10 year • All Parts replacement warranty 5 year. Make: Haier, Dawlance, Gree,, Daiken or equivalent. | 30 |
| 05 | Multimedia with Screen Standard project or screen 120 inches 5000 lumens projector | 07 |
| 06 | Photocopier Heavy Duty with Stabilizer Print, Scan, Copy Functions 4-Line LCD Operation panel 19 seconds Warm-up time 6.5 seconds First output speed 27 ppm Continuous output speed 512 MB Memory Standard 50 sheets ARDF Capacity Up to 999 copies Multiple copying 600 dpi Resolution From 25% to 400% in 1% steps Zoom Scanning speed Mono: 18 ipm Color: 6 ipm Recommended paper size A 3, A 4, A 5, A 6, B 4, B 5, B 6 Paper input capacity Standard: 500 sheets Maximum: 1,600 sheets Paper output capacity Standard: 250 sheets Paper weight 52 - 216 g/m 2 Paper types Thin Paper, Plain Paper 1, Plain Paper 2, Recycled, Color Paper, Special Paper, Middle Thick Paper, Prepunched Paper, Letterhead, Bond Paper, Cardstock, Thick Paper 1, Thick Paper 2, Label Paper, OHP, Envelope Power consumption, Maximum: Less Than 1,550 W, Ready mode: 94 W, Sleep mode: 0.97 W. Provide with 1 compatible stabilizer Certification: ISO-13485, CE, FDA (510 K), JIS (Any Two) Country of Origin: UK, USA, Europe, Japan | 01 |
| 07 | Public Address System Complete Address System with all accessories | 01 |
| 08 | LED T. V 65 ² with Voltage stabilizer | 02 |

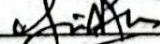
PREPARED/REVIEWED BY FOLLOWING MEMBERS OF TECHNICAL COMMITTEE

1. Dr. M. Moinuddin Siddiqui (Director SASIMS) Chairman of Procurement Committee 

2. MR. Babur Ali (Assitant Commissioner Sehwan) Member 

3. MR. Altaf Hussain Rajpar (Deputy Director Health Department wing) Member 

4. MR. Mansoor Ali Soomro (Procurement Officer) Member 

5. MR. Abid Ali Daudphoto (Pharmacist) Member 

**SAYED ABDULLAH SHAH INSTITUTE OF MEDICAL SCIENCES
HEALTH DEPARTMENT, GOVERNMENT OF SINDH**



The latest Smart Android LED TV with Compatible Stabilizer

Section C (Transport)
Technical Specification for Coaster (30- Seater)

SECTION: D

COMPUTER/ I. T EQUIPMENTS

SECTION: D
COMPUTER/ I. T EQUIPMENTS
TECHNICAL SPECIFICATION OF EQUIPMENT FOR PARAMEDICAL SCHOOL

| S# | Name of Item | Qty |
|----|--|-----|
| 01 | Computer Core i 3 with LCD screen monitor Desktop Computer Core i-3, 14 th Genorhigher,8 gb RAM, 512 GB HDD,19 Inchscreen, Genuine Windows 11. Must Including wired mouse, keyboard, and display cable. 1 year warranty. | 05 |
| 02 | UPS (Local) 1000 Watts Dry Battery UPS 1000 Certification: ISO/CE/FDA/JIS Any Two Make: Imported/Local | 05 |
| 03 | Laser Printers MULTIFUNCTION LASER PRINTER: Monochrome laser printer, Duty Cycle of up to 50,000 pages, Print quality of 1200 x 1200 dpi or higher FASTPRINT SPEED: print up to 30 pages per minute. With wire and 2 additionaltoners. | 05 |
| 04 | Air Conditioner(Split Type 2 Ton) Technical Specifications: 2 Ton Wall Mounted Split Type Inverter with stabilizer 24000 BTU with: <ul style="list-style-type: none"> • With T 3 Compressor working up to 52°C or better • Stabilizer 5000 W 99.99% Copper or better • Complete with Standard Installation Copper Kit, Power and Control Cable 10 ft. • Compressor replacement warranty 10 year • All Parts replacement warranty 5 year. Make: Haier, Dawlance, Gree, Daiken | 10 |

PREPARED/REVIEWED BY FOLLOWING MEMBERS OF TECHNICAL COMMITTEE

- i. Dr. M. Moinuddin Siddiqui (Director SASIMS) Chairman of Procurement Committee _____
- ii. MR. Babur Ali (Assitant Commissioner Sehwan) Member _____
- iii. MR. Altaf Hussain Rajpar (Deputy Director Health Department wing) Member _____
- iv. MR. Mansoor Ali Soomro (Procurement Officer) Member _____
- v. MR. Abid Ali Daudphoto (Pharmacist) Member _____

**SAYED ABDULLAH SHAH INSTITUTE OF MEDICAL SCIENCES
HEALTH DEPARTMENT, GOVERNMENT OF SINDH**



| | |
|--|----|
| Multimedia with Screen Standard project or screen 120 inches 5000 lumens projector | 02 |
| Photocopier Heavy Duty with Stabilizer Print, Scan, Copy Functions 4-Line LCD Operation panel 19 seconds Warm-up time 6.5 seconds First output speed 27 ppm Continuous output speed 512 MB Memory Standard 50 sheets ARDF Capacity Up to 999 copies Multiple copying 600 dpi Resolution From 25% to 400% in 1% steps Zoom Scanning speed Mono: 18 ipm Color: 6 ipm Recommended paper size A 3, A 4, A 5, A 6, B 4, B 5, B 6 Paper input capacity Standard: 500 sheets Maximum: 1,600 sheets Paper output capacity Standard: 250 sheets Paper weight 52 - 216 g/m 2 Paper types Thin Paper, Plain Paper 1, Plain Paper 2, Recycled, Color Paper, Special Paper, Middle Thick Paper, Prepunched Paper, Letterhead, Bond Paper, Cardstock, Thick Paper 1, Thick Paper 2, Label Paper, OHP, Envelope Power consumption, Maximum: Less Than 1,550 W, Ready mode: 94 W, Sleep mode: 0.97 W. Provide with 1 compatible stabilizer Certification: ISO-13485, CE, FDA (510 K), JIS (Any Two) Country of Origin: UK, USA, Europe, Japan. | 01 |

SECTION: E
OTHERS
NEWS PAPERS/ PERIODICALS AND BOOKS
BOOKS FOR NURSING COLLEGE

| S# | Description | Quantity |
|-----|---|----------|
| 1. | FUNDAMENTALS OF NURSING 10 TH/ED (INCLUDES ONLINE ACCESS) | 1 |
| 2. | FUNDAMENTALS OF NURSING: THE ART AND SCIENCE OF PERSON-CENTERED CARE 9 TH/ED | 1 |
| 3. | LEHNE'S PHARMACOLOGY FOR NURSING CARE 10 TH/ED | 1 |
| 4. | FUNDAMENTAL CONCEPTS AND SKILLS FOR NURSING 6 TH/ED | 1 |
| 5. | DEWITT'S FUNDAMENTAL CONCEPTS AND SKILLS FOR NURSING 5 TH/ED | 1 |
| 6. | ESSENTIALS FOR NURSING PRACTICE 9 TH/ED | 1 |
| 7. | FUNDAMENTALS OF MICROBIOLOGY 12 TH/ED | 1 |
| 8. | MICROBIOLOGY: AN INTRODUCTION 12 TH/ED (LPE) | 1 |
| 9. | PRINCIPLES OF ANATOMY AND PHYSIOLOGY 15 TH/ED (GLOBAL EDITION + STUDY GUIDE) | 1 |
| 10. | FUNDAMENTALS OF ANATOMY AND PHYSIOLOGY: FOR NURSING AND HEALTHCARE STUDENTS 3 RD/ED | 1 |
| 11. | HUMAN ANATOMY & PHYSIOLOGY 11 TH/ED (GLOBAL EDITION) | 1 |
| 12. | ROSS AND WILSON ANATOMY AND PHYSIOLOGY IN HEALTH AND ILLNESS 13 TH/ED (IE) | 1 |
| 13. | ANATOMY AND HUMAN MOVEMENT: STRUCTURE AND FUNCTION 7 TH/ED | 1 |

PREPARED / REVIEWED BY FOLLOWING MEMBERS OF TECHNICAL COMMITTEE

- 1. Dr. M. Moinuddin Siddiqui (Director SASIMS) Chairman of Procurement Committee _____
- 2. MR. Babur Ali (Assitant Commissioner Sehwan) Member _____
- 3. MR. Altaf Hussain Rajpar (Deputy Director Health Department wing) Member _____
- 4. MR. Mansoor Ali Soomro (Procurement Officer) Member _____
- 5. MR. Abid Ali Daudphoto (Pharmacist) Member _____

**SAYED ABDULLAH SHAH INSTITUTE OF MEDICAL SCIENCES
HEALTH DEPARTMENT, GOVERNMENT OF SINDH**



| | |
|---|---|
| GRAY'S ANATOMY FOR STUDENTS 4 TH/ED (PAKISTANI EDITION) | 1 |
| ATHLETIC ABILITY AND THE ANATOMY OF MOTION 3 RD/ED | 1 |
| CARDIOVASCULAR PHYSIOLOGY 11 TH/ED: MOSBY PHYSIOLOGY MONOGRAPH SERIES | 1 |
| 17. TEXTBOOK OF MEDICAL PHYSIOLOGY 14 TH/ED (PAKISTANI EDITION) | 1 |
| 18. BIOCHEMISTRY 9 TH/ED | 1 |
| 19. BIOCHEMISTRY 4 TH/ED | 1 |
| 20. PUBLIC HEALTH NURSING: POPULATION-CENTERED HEALTH CARE IN THE COMMUNITY 10 TH/ED | 1 |
| 21. ENVIRONMENTAL POLICY AND PUBLIC HEALTH: AIR POLLUTION, GLOBAL CLIMATE | 1 |
| 22. MEDICAL-SURGICAL NURSING: CONCEPTS FOR INTERPROFESSIONAL COLLABORATIVE CARE 10 TH/ED (2 VOLS SET) | 1 |
| 23. LEWIS'S MEDICAL-SURGICAL NURSING: ASSESSMENT AND MANAGEMENT OF CLINICAL PROBLEMS 11 TH ED (SINGLE VOL | 1 |
| 24. BRUNNER & SUDDARTH'S TEXTBOOK OF MEDICAL-SURGICAL NURSING 14 TH/ED (IE) | 1 |
| 25. CHILD AND ADOLESCENT PSYCHOPATHOLOGY 3 RD/ED | 1 |
| 26. PATHOPHYSIOLOGY 6 TH/ED | 1 |
| 27. ROBBINS AND COTRAN PATHOLOGIC BASIS OF DISEASE 10 TH/ED (PAKISTANI EDITION) | 1 |
| 28. PATHOLOGY: IMPLICATIONS FOR THE PHYSICAL THERAPIST 5 TH/ED (INCLUDES ONLINE ACCESS) | 1 |
| 29. PORTH'S PATHOPHYSIOLOGY: CONCEPTS OF ALTERED HEALTH STATES 10 TH/ED (INCLUDES ONLINE ACCESS)... IE | 1 |
| 30. PATHOPHYSIOLOGY: A PRACTICAL APPROACH 4 TH/ED (INCLUDES ONLINE ACCESS) | 1 |
| 31. DEVELOPMENTAL PSYCHOPATHOLOGY 3 RD/ED (4 VOLUME SET) | 1 |
| 32. PHYSICAL EXAMINATION AND HEALTH ASSESSMENT 8 TH/ED (INCLUDES ONLINE ACCESS) | 1 |
| 33. BATES' GUIDE TO PHYSICAL EXAMINATION AND HISTORY TAKING 13 TH/ED (IE) | 1 |
| 34. PHARMACOLOGY AND THE NURSING PROCESS 9 TH/ED (INCLUDES ONLINE ACCESS) | 1 |
| 35. ROWLAND AND TOZER'S CLINICAL PHARMACOKINETICS AND PHARMACODYNAMICS: CONCEPTS AND APPLICATION 5 TH/ED | 1 |
| 36. HEALTH COMMUNICATION: STRATEGIES AND SKILLS FOR A NEW ERA | 1 |
| 37. STRATEGIC ORGANIZATIONAL COMMUNICATION IN A GLOBAL ECONOMY 5 TH/ED | 1 |
| 38. WRITERS AT WORK THE ESSAY STUDENT'S BOOK AND WRITING SKILLS INTERACTIVE PACK | 1 |
| 39. ENGLISH GRAMMAR IN USE WITH ANSWERS AND E-BOOK 5 TH/ED | 1 |
| 40. BERMAN'S PEDIATRIC DECISION MAKING 5 TH/ED (INCLUDES ONLINE ACCESS) | 1 |
| 41. NELSON ESSENTIALS OF PEDIATRICS 8 TH/ED (INCLUDES ONLINE CODE)... IE | 1 |
| 42. NEONATAL INTENSIVE CARE NURSING 3 RD/ED | 1 |

PREPARED/REVIEWED BY FOLLOWING MEMBERS OF TECHNICAL COMMITTEE

1. Dr. M. Moinuddin Siddiqui (Director SASIMS) Chairman of Procurement Committee _____
2. MR. Babur Ali (Assitant Commissioner Sehwan) Member _____
3. MR. Altaf Hussain Rajpar (Deputy Director Health Department wing) Member _____
4. MR. Mansoor Ali Soomro (Procurement Officer) Member _____
5. MR. Abid Ali Daudphoto (Pharmacist) Member _____



**SAYED ABDULLAH SHAH INSTITUTE OF MEDICAL SCIENCES
HEALTH DEPARTMENT, GOVERNMENT OF SINDH**



| | |
|---|---|
| WONG'S NURSING CARE OF INFANTS AND CHILDREN 11 TH/ED | 1 |
| WONG'S ESSENTIALS OF PEDIATRIC NURSING 10 TH/ED | 1 |
| MATERNAL CHILD NURSING CARE 6 TH/ED | 1 |
| 6. NURSING THEORISTS AND THEIR WORK 9 TH/ED | 1 |
| 47. NURSING THEORIES: THE BASE FOR PROFESSIONAL NURSING PRACTICE 6 TH/ED (IE) | 1 |
| 48. THEORETICAL NURSING: DEVELOPMENT AND PROGRESS 6 TH/ED (INCLUDES ONLINE ACCESS) | 1 |
| 49. TEACHING AND LEARNING IN A CONCEPT-BASED NURSING CURRICULUM: A HOW-TO BEST PRACTICE APPROACH | 1 |
| 50. MENTAL HEALTH CONCEPTS AND TECHNIQUES FOR THE OCCUPATIONAL THERAPY ASSISTANT 5 TH/ED | 1 |
| 51. ROLE DEVELOPMENT IN PROFESSIONAL NURSING PRACTICE 5 TH/ED | 1 |
| 52. INTRODUCING MENTAL HEALTH NURSING: A SERVICE USER-ORIENTED APPROACH 2 ND/ED | 1 |
| 53. VARGAROLIS' FOUNDATIONS OF PSYCHIATRIC-MENTAL HEALTH NURSING: A CLINICAL APPROACH 8 TH/ED | 1 |
| 54. PSYCHIATRIC NURSING POCKET GUIDE | 1 |
| 55. INDIVIDUAL PSYCHOTHERAPY AND THE SCIENCE OF PSYCHODYNAMICS 2 ND/ED | 1 |
| 56. KAPLAN AND SADOCK'S SYNOPSIS OF PSYCHIATRY: BEHAVIORAL SCIENCES/CLINICAL PSYCHIATRY 11 TH/ED (SAE) | 1 |
| 57. PSYCHOLOGY IN SPORT | 1 |
| 58. ABNORMAL PSYCHOLOGY 10 TH/ED | 1 |
| 59. HANDBOOK OF CLINICAL PSYCHOLOGY (2 VOLS SET) | 1 |
| 60. CLINICAL CLERKING: A SHORT INTRODUCTION TO CLINICAL SKILLS 2 ND/ED | 1 |
| 61. CRITICAL CARE NURSING: A HOLISTIC APPROACH 11 TH/ED (INCLUDES ONLINE AC | 1 |
| 62. INTRODUCTION TO CRITICAL CARE NURSING 8 TH/ED (INCLUDES ONLINE ACCESS) | 1 |
| 63. LEADERSHIP AND NURSING CARE MANAGEMENT 6 TH/ED | 1 |
| 64. LEADERSHIP ROLES AND MANAGEMENT FUNCTIONS IN NURSING: THEORY AND APPLICATION 10 TH/ED (INCLUDES ONLIN | 1 |
| 65. UNDERSTANDING NURSING RESEARCH: BUILDING AN EVIDENCE-BASED PRACTICE 7 TH/ED | 1 |
| 66. NURSING RESEARCH: METHODS AND CRITICAL APPRAISAL FOR EVIDENCE-BASED PRACTICE 9 TH/ED | 1 |
| 67. EVIDENCE-BASED NURSING: THE RESEARCH-PRACTICE CONNECTION 4 TH/ED | 1 |
| 68. ESSENTIALS OF NURSING RESEARCH: APPRAISING EVIDENCE FOR NURSING PRACTICE 10 TH/ED | 1 |
| 69. PRINCIPLES OF BIOSTATISTICS 2 ND/ED | 1 |
| 70. ESSENTIALS OF BIOSTATISTICS FOR PHYSICIANS, NURSES AND CLINICIANS | 1 |

PREPARED/REVIEWED BY FOLLOWING MEMBERS OF TECHNICAL COMMITTEE

- 1. Dr. M. Moinuddin Siddiqui (Director SASIMS) Chairman of Procurement Committee
- 2. MR. Babur Ali (Assitant Commissioner Sehwan) Member
- 3. MR. Altaf Hussain Rajpar (Deputy Director Health Department wing) Member
- 4. MR. Mansoor Ali Soomro (Procurement Officer) Member
- 5. MR. Abid Ali Daudphoto (Pharmacist) Member



**SAYED ABDULLAH SHAH INSTITUTE OF MEDICAL SCIENCES
HEALTH DEPARTMENT, GOVERNMENT OF SINDH**



| | |
|---|---|
| FLUIDS & ELECTROLYTES: MADE INCREDIBLY EASY 7 TH/ED | 1 |
| ROYAL MARSDEN MANUAL OF CLINICAL NURSING PROCEDURES 10 TH/ED | 1 |
| BURNS AND GROVE'S THE PRACTICE OF NURSING RESEARCH: APPRAISAL, SYNTHESIS, AND GENERATION OF EVIDENCE. | 1 |


SECTION: E
OTHERS
NEWS PAPERS/ PERIODICALS AND BOOKS
BOOKS FOR PARAMEDICAL SCHOOL

| S# | Description | Quantity |
|----|--|----------|
| 1 | 100 CASES IN GENERAL PRACTICE 2 ND/ED | 1 |
| 2 | 100 CASES IN RADIOLOGY | 1 |
| 3 | 100 CASES ORTHOPAED AND RHEUMATOLGY | 1 |
| 4 | 100 QUESTIONS AND ANSWERS ABOUT MIGRAINE 2 ND/ED | 1 |
| 5 | 12-LEAD ECG IN ST ELEVATION MYOCARDIAL INFARCTION: A PRACTICAL APPROACH FOR CLINICIANS | 1 |
| 6 | 150 PRACTICE ECGS INTERPRETATION AND REVIEW 3 RD/ED | 1 |
| 7 | 450 SINGLE BEST ANSWERS IN THE CLINICAL SPECIALITIES | 1 |
| 8 | ABRAMS' CLINICAL DRUG THERAPY: RATIONALES FOR NURSING PRACTICE 11 TH/ED (WITH PHOTO ATLAS)... IE | 1 |
| 9 | ADVANCED METHODS AND TOOLS FOR ECG DATA ANALYSIS | 1 |
| 10 | ALAGAPPAN'S CLINICAL MEDICINE FOR DENTAL STUDENTS 3 RD/ED | 1 |
| 11 | ANATOMY AND PHYSIOLOGY FOR HEALTH PROFESSIONALS 3 RD/ED | 1 |
| 12 | ANATOMY AT A GLANCE 2 ND/ED | 1 |
| 13 | ANATOMY FOR DENTAL STUDENTS (IND/ED) | 1 |
| 14 | ANESTHESIA AT A GLANCE | 1 |
| 15 | AO HANDBOOK MUSCULOSKELETAL OUTCOME MEASURES AND INSTRUMENTS | 1 |
| 16 | ART AND SCIENCE OF CARDIAC PHYSICAL EXAMINATION 2 ND/ED (WITH CD-ROM)... IND/ED | 1 |
| 17 | ARTIFICIAL MUSCLES: APPLICATIONS OF ADVANCED POLYMERIC NANOCOMPOSITES | 1 |
| 18 | AUDIOLOGY AND COMMUNICATION DISORDERS: AN OVERVIEW 2 ND/ED (WITH ONLINE ACCESS) | 1 |
| 19 | BASIC DENTAL MATERIALS 4 TH/ED (IND/ED) | 1 |
| 20 | BASIC GUIDE TO DENTAL RADIOGRAPHY | 1 |

PREPARED/REVIEWED BY FOLLOWING MEMBERS OF TECHNICAL COMMITTEE

- 1. Dr. M. Moinuddin Siddiqui (Director SASIMS) Chairman of Procurement Committee
- 2. MR. Babur Ali (Assitant Commissioner Sehwan) Member
- 3. MR. Altaf Hussain Rajpar (Deputy Director Health Department wing) Member
- 4. MR. Mansoor Ali Soomro (Procurement Officer) Member
- 5. MR. Abid Ali Daudphoto (Pharmacist) Member

**SAYED ABDULLAH SHAH INSTITUTE OF MEDICAL SCIENCES
HEALTH DEPARTMENT, GOVERNMENT OF SINDH**




| | | |
|----|--|---|
| 21 | BASIC ORTHOPAEDIC SCIENCES 2 ND/ED (INCLUDES ONLINE ACCESS) | 1 |
| 22 | BASIC SCIENCE TECHNIQUES IN CLINICAL PRACTICE | 1 |
| 23 | BASIC SURGICAL TECHNIQUES 7 TH/ED (IE) | 1 |
| 24 | BASICS OF ANESTHESIA FIRST SOUTH ASIA EDITION (IND/ED) | 1 |
| 25 | CARDIAC CATHETERIZATION HANDBOOK 6 TH/ED (IND/ED) | 1 |
| 26 | CARE OF THE NEWBORN 8 TH/ED (IND/ED) | 1 |
| 27 | CLINICAL ANATOMY MADE RIDICULOUSLY SIMPLE (INCLUDES CD-ROM).. IND/ED | 1 |
| 28 | CLINICAL APPROACH TO FUNGAL INFECTIONS 2 ND/ED (IND/ED) | 1 |
| 29 | CLINICAL CASES AND PEARLS IN MEDICINE (IND/ED) | 1 |
| 30 | CLINICAL DILEMMAS IN INFLAMMATORY BOWEL DISEASE | 1 |
| 31 | CLINICAL ELECTROCARDIOGRAPHY: A SIMPLIFIED APPROACH FIRST SOUTH ASIA EDITION (IND/ED) | 1 |
| 32 | CLINICAL EXAMINATION IN CARDIOLOGY 2 ND/ED (IND/ED) | 1 |
| 33 | CLINICAL EXAMINATION IN OPHTHALMOLOGY 2 ND/ED (IND/ED) | 1 |
| 34 | CLINICAL MEDICINE: A PRACTICAL MANUAL FOR STUDENTS AND PRACTITIONERS | 1 |
| 35 | CLINICAL METHODS IN PAIN MEDICINE 2 ND/ED (IND/ED) | 1 |
| 36 | CLINICAL MICROBIOLOGY: AN INTRODUCTION FOR HEALTHCARE PROFESSIONALS 8 TH/ED | 1 |
| 37 | CLINICAL NURSE SPECIALIST HANDBOOK 2 ND/ED | 1 |
| 38 | CLINICAL NURSING PROCEDURES (IND/ED) | 1 |
| 39 | CLINICAL NURSING SKILLS AND TECHNIQUES 9 TH/ED | 1 |
| 40 | CLINICAL PHOTOGRAPHY IN DENTISTRY | 1 |
| 41 | CLINICAL SURGICAL CASE MANUAL: A COMPREHENSIVE TREATISE FOR STUDENTS, TEACHERS 2 ND/ED (IND) | 1 |
| 42 | COLOR ATLAS OF PHYSIOLOGY: BASIC SCIENCE 6 TH/ED | 1 |
| 43 | COLOUR ATLAS OF VENOUS DISEASE | 1 |
| 44 | COMMUNITY MEDICINE: PRACTICAL MANUAL (INCLUDES ONLINE ACCESS) | 1 |
| 45 | COMMUNITY MEDICINE: PREP MANUAL FOR UNDERGRADUATES 2 ND/ED (IND/ED) | 1 |
| 46 | COMPLETE DENTURES PROSTHODONTICS (IND/ED) | 1 |
| 47 | CONCISE TEXTBOOK OF PHYSIOLOGY FOR DENTAL STUDENTS 2 ND/ED (IND/ED) | 1 |
| 48 | CRACKING THE MRCS VIVA: A REVISION GUIDE | 1 |
| 49 | CURRICULUM DEVELOPMENT IN NURSING EDUCATION 3 RD/ED | 1 |
| 50 | DENTAL CARIES (IND/ED) | 1 |
| 51 | DENTAL MATERIALS: FOUNDATIONS AND APPLICATIONS FIRST SOUTH ASIA EDITION | 1 |
| 52 | DERMATOLOGY: THE POCKET DOCTOR (IND/ED) | 1 |
| 53 | DIAGNOSIS AND EVALUATION IN SPEECH PATHOLOGY 8 TH/ED (IE) | 1 |
| 54 | DIFFICULT TO TREAT ASTHMA: CLINICAL ESSENTIALS (PAKISTANI EDITION) | 1 |


EPARED/REVIEWED BY FOLLOWING MEMBERS OF TECHNICAL COMMITTEE

Dr. M. Moinuddin Siddiqui (Director SASIMS) Chairman of Procurement Committee 

IR. Babur Ali (Assitant Commissioner Sehwan) Member 

IR. Altaf Hussain Rajpar (Deputy Director Health Department wing) Member 

IR. Mansoor Ali Soomro (Procurement Officer) Member 

R. Abid Ali Daudphoto (Pharmacist) Member 

**SAYED ABDULLAH SHAH INSTITUTE OF MEDICAL SCIENCES
HEALTH DEPARTMENT, GOVERNMENT OF SINDH**




| | | |
|----|---|---|
| 55 | DISORDERS OF LENS AND CATARACT SURGERY (IND/ED) | 1 |
| 56 | DISSECTION MANUAL, LIVING AND CROSS-SECTIONAL ANATOMY (INCLUDES CD-ROM)... IND/ED | 1 |
| 57 | DREEBEN-IRIMIA'S INTRODUCTION TO PHYSICAL THERAPIST PRACTICE FOR PHYSICAL THERAPIST ASSISTANTS 3 RD/E | 1 |
| 58 | DRUG AND ALCOHOL ABUSE: A CLINICAL GUIDE TO DIAGNOSIS AND TREATMENT 5 TH/ED... SPECIAL PRICE | 1 |
| 59 | ECAB CLINICAL UPDATE: CARDIOLOGY, CORONARY ARTERY DISEASE (INDIA EDITION) | 1 |
| 60 | ECG IN THE CHILD AND ADOLESCENT: NORMAL STANDARDS AND PERCENTILE CHARTS | 1 |
| 61 | ECG INTERPRETATION: THE SELF-ASSESSMENT APPROACH 2 ND/ED | 1 |
| 62 | ELEMENTS OF FRACTURE FIXATION 3 RD/ED (IND/ED) | 1 |
| 63 | ESSENCE OF PEDIATRICS 4 TH/ED (IND/ED) | 1 |
| 64 | ESSENTIAL CARDIAC CATHETERIZATION | 1 |
| 65 | ESSENTIAL CONCEPTS IN TOXICOLOGY: COMPENDIUM FOR PHARMACY, MEDICAL, FORENSIC & VETERINARY TOXICOLOGY | 1 |
| 66 | ESSENTIAL SURGICAL PRACTICE: HIGHER SURGICAL TRAINING IN GENERAL SURGE | 1 |
| 67 | ESSENTIALS OF BIOCHEMISTRY FOR BDS AND ALLIED LIFE SCIENCES STUDENTS (IND/ED) | 1 |
| 68 | ESSENTIALS OF CLINICAL CARDIOLOGY (IND/ED) | 1 |
| 69 | ESSENTIALS OF KUMAR AND CLARK'S CLINICAL MEDICINE 6 TH/ED | 1 |
| 70 | ESSENTIALS OF PAEDIATRIC ANAESTHESIA AND INTENSIVE CARE (IND/ED) | 1 |
| 71 | ESSENTIALS OF SPINAL DISORDERS (IND/ED) | 1 |
| 72 | ESSENTIALS OF SURGERY FOR DENTAL STUDENTS (WITH ONLINE ACCESS)... IND/E | 1 |
| 73 | FAINTING PHENOMENON: UNDERSTANDING WHY PEOPLE FAINT & WHAT TO DO ABOUT IT 2 ND/ED | 1 |
| 74 | FAQS ON VACCINES AND IMMUNIZATION PRACTICES 2 ND/ED (IND/ED) | 1 |
| 75 | FORENSIC MEDICINE: PREP MANUAL FOR UNDERGRADUATES (IND/ED) | 1 |
| 76 | GASTROINTESTINAL EMERGENCIES 2 ND/ED | 1 |
| 77 | GASTROINTESTINAL PHYSIOLOGY 8 TH/ED (IND/ED) | 1 |
| 78 | GYNAECOLOGY FOR UNDERGRADUATES: THE FIVE FINGERS 2 ND/ED (IND/ED) | 1 |
| 79 | GYNAECOLOGY: PREP MANUAL FOR UNDERGRADUATE (INDIAN EDITION) | 1 |
| 80 | HANDBOOK OF DIALYSIS THERAPY: FIRST SOUTH ASIA EDITION (IND/ED) | 1 |
| 81 | HANDBOOK OF JOINT DISORDERS ARTHROSCOPY AND PATHOLOGY (IND/ED) | 1 |
| 82 | HANDBOOK OF PIGMENTARY DISORDERS FOR PRACTITIONERS (IND/ED) | 1 |
| 83 | HANDBOOK ON FLAPS IN CRUSH INJURIES OF THE HAND | 1 |
| 84 | HARD FACTS IN ORTHOPAEDICS | 1 |
| 85 | HOW TO SURVIVE IN ANAESTHESIA: A GUIDE FOR TRAINEES 4 TH/ED | 1 |

PREPARED/REVIEWED BY FOLLOWING MEMBERS OF TECHNICAL COMMITTEE

1. Dr. M. Moinuddin Siddiqui (Director SASIMS) Chairman of Procurement Committee _____
2. MR. Babur Ali (Assistant Commissioner Sehwan) Member _____
3. MR. Altaf Hussain Rajpar (Deputy Director Health Department wing) Member _____
4. MR. Mansoor Ali Soomro (Procurement Officer) Member _____
5. MR. Abid Ali Daudphoto (Pharmacist) Member _____

**SAYED ABDULLAH SHAH INSTITUTE OF MEDICAL SCIENCES
HEALTH DEPARTMENT, GOVERNMENT OF SINDH**



| | | |
|-----|--|---|
| 86 | ILLUSTRATED TEXTBOOK OF OPTICS AND REFRACTIVE ANOMALIES (IND/ED) | 1 |
| 87 | INSTANT CLINICAL DIAGNOSIS IN OPHTHALMOLOGY: LEN DISEASES (IND/ED) | 1 |
| 88 | INTEGRATED MEDICAL CURRICULUM | 1 |
| 89 | INTERN TIPS IN OBSTETRICS AND GYNECOLOGY (IND/ED) | 1 |
| 90 | INVESTIGATIVE RHINOLOGY | 1 |
| 91 | LAB-ON-A-CHIP: TECHNIQUES, CIRCUITS, AND BIOMEDICAL APPLICATIONS | 1 |
| 92 | LANGE QUESTION AND ANSWAR RADIOGRAPHY EXAMINATION 7 TH/ED | 1 |
| 93 | LECTURE NOTES ON UROLOGY 7 TH/ED | 1 |
| 94 | LECTURE NOTES: CLINICAL ANAESTHESIA 3 RD/ED (OLD ED) SPECIAL PRICE | 1 |
| 95 | LECTURE NOTES: CLINICAL ANAESTHESIA 5 TH/ED | 1 |
| 96 | LECTURE NOTES: RESPIRATORY MEDICINE 9 TH/ED | 1 |
| 97 | LEVISON'S TEXTBOOK FOR DENTAL NURSES 12 TH/ED | 1 |
| 98 | LEWIS'S MEDICAL-SURGICAL NURSING: ASSESSMENT & MGMT OF CLINICAL PROBLEMS 3 RD/ED (2 VOLS SET)... IND/E | 1 |
| 99 | MANIPAL MANUAL OF ANATOMY: FOR ALLIED HEALTH SCIENCE COURSES 3 RD/ED (IND/ED) | 1 |
| 100 | MANIPAL MANUAL OF CLINICAL METHODS IN SURGERY: DIFFERENTIAL DIAGNOSIS | 1 |
| 101 | MANUAL OF CLINICAL SURGERY (IND/ED) | 1 |
| 102 | MANUAL OF PEDIATRIC CARDIAC INTENSIVE CARE: PRE- AND POSTOPERATIVE GUI | 1 |
| 103 | MANUAL OF STANDARD DRUGS AND EVIDENCE-BASED APPROACH TO OBSTETRICS AND GYNECOLOGY | 1 |
| 104 | MANUAL OF TEMPOROMANDIBULAR JOINTS (IND/ED) | 1 |
| 105 | MASTERING PRACTICALS: COMMUNITY MEDICINE (INCLUDES ONLINE ACCESS)... IND | 1 |
| 106 | MCQ'S IN CRITICAL CARE MEDICINE (IND/ED) | 1 |
| 107 | MCQ'S IN PHARMACOLOGY (IND/ED) | 1 |
| 108 | MCQS IN PAIN MEDICINE (IND/ED) | 1 |
| 109 | MD ANDERSON SURGICAL ONCOLOGY HANDBOOK 6 TH/ED | 1 |
| 110 | MECHANICAL VENTILATION: CLINICAL APPLICATION 2 ND/ED (INCLUDES CD-ROM) | 1 |
| 111 | MECHANOBIOLOGY HANDBOOK | 1 |
| 112 | MEDICAL INSIGHTS: FROM CLASSROOM TO PATIENT | 1 |
| 113 | MEDICAL SCIENCES 3 RD/ED | 1 |
| 114 | MEDICAL-SURGICAL NURSING: CLINICAL REASONING IN PATIENT CARE 6 TH/ED (LPE) | 1 |
| 115 | MONT REID SURGICAL HANDBOOK 6 TH/ED (IND/ED) | 1 |
| 116 | MULTIPLE CHOICE QUESTIONS IN ANAESTHESIOLOGY (IND/ED) | 1 |
| 117 | MUNRO KERR'S OPERATIVE OBSTETRICS 12 TH/ED (IND/ED) | 1 |
| 118 | NEONATAL EMEREGECIES (IND/ED) | 1 |
| 119 | NETTER'S CONCISE ORTHOPAEDIC ANATOMY 2 ND/ED (WITH ONLINE ACCESS) | 1 |

PARED/REVIEWED BY FOLLOWING MEMBERS OF TECHNICAL COMMITTEE

: M. Moinuddin Siddiqui (Director SASIMS) Chairman of Procurement Committee _____

R. Babur Ali (Assitant Commissioner Sehwan) Member _____

R. Altaf Hussain Rajpar (Deputy Director Health Department wing) Member _____

R. Mansoor Ali Soomro (Procurement Officer) Member _____

. Abid Ali Daudphoto (Pharmacist) Member _____








**SAYED ABDULLAH SHAH INSTITUTE OF MEDICAL SCIENCES
HEALTH DEPARTMENT, GOVERNMENT OF SINDH**



| | | |
|-----|---|---|
| 120 | NEUROLOGY FOR THE SPEECH-LANGUAGE PATHOLOGIST 6 TH/ED | 1 |
| 121 | NURSING OLDER PEOPLE AT A GLANCE | 1 |
| 122 | NURSING THEORIES: THE BASE FOR PROFESSIONAL NURSING PRACTICE 6 TH/ED (IE) | 1 |
| 123 | OBSTETRICS AND GYNAECOLOGY: PREP MANUAL FOR UNDERGRADUATES (IND/ED) | 1 |
| 124 | OBSTETRICS AND GYNECOLOGY: A COMPETENCY-BASED COMPANION (INCLUDES ONLINE ACCESS) | 1 |
| 125 | OBSTETRICS AND GYNECOLOGY: DEJA REVIEW | 1 |
| 126 | OBSTETRICS AND GYNECOLOGY: MEDICAL REVIEW SERIES (IE) | 1 |
| 127 | OPHTHA-PHILATELY: A JOURNEY TO OPHTHAMOLOGY THROUGH POSTAGE STAMPS OF WORD | 1 |
| 128 | ORAL MEDICINE: EXAM PREPARATORY MANUAL FOR UNDERGRADUATES (IND/ED) | 1 |
| 129 | ORAL PATHOLOGY: CLINICAL PATHOLOGIC CORRELATIONS FIRST SOUTH ASIA EDITION (IND/ED) | 1 |
| 130 | ORTHODONTICS: PREP MANUAL FOR UNDERGRADUATES 3 RD/ED (IND/ED) | 1 |
| 131 | ORTHOPEDIC PHYSICAL ASSESSMENT 6 TH/ED (IND/ED) | 1 |
| 132 | ORTHOPEDICS: READY RECKONER (IND/ED) | 1 |
| 133 | PACING OPTIONS IN THE ADULT PATIENT WITH CONGENITAL HEART DISEASE | 1 |
| 134 | PARK'S PEDIATRIC CARDIOLOGY FOR PRACTITIONERS 6 TH/ED (IND/ED) | 1 |
| 135 | PHARMACOLOGY FOR NURSES 2 ND/ED | 1 |
| 136 | PHYSIOLOGY: PREP MANUAL FOR UNDERGRADUATES 4 TH/ED (IND/ED)... OLD EDITION | 1 |
| 137 | PNF IN PRACTICE: AN ILLUSTRATED GUIDE 4 TH/ED | 1 |
| 138 | POCKET MEDICAL DICTIONARY | 1 |
| 139 | PRACTICAL APPLICATIONS OF INTRAVENOUS FLUIDS IN SURGICAL PATIENTS (IND/ED) | 1 |
| 140 | PRACTICAL APPROACH TO CLINICAL ECHOCARDIOGRAPHY (IND/ED) | 1 |
| 141 | PRACTICAL PAEDIATRIC PROBLEMS: A TEXTBOOK FOR MRCPCH (IE) | 1 |
| 142 | PRACTICE GUIDELINES IN ANESTHESIA | 1 |
| 143 | PRACTICE OF FERTILITY CONTROL: A COMPREHENSIVE MANUAL 7 TH/ED (IND/ED) | 1 |
| 144 | PRECLINICAL CONSERVATIVE DENTISTRY: READY-RECKONER SERIES IN DENTAL S | 1 |
| 145 | PREGNANCY AND CHILDBIRTH: A HOLISTIC APPROACH TO MASSAGE AND BODYWORK | 1 |
| 146 | PREGNANCY AT RISK: A PRACTICAL APPROACH TO HIGH RISK PREGNANCY & DELIVERY 5/ED | 1 |
| 147 | PRINCIPLES OF ANESTHETIA EQUIPMENT (IND/ED) | 1 |
| 148 | PRINCIPLES OF PERINATAL AND PEDIATRIC HIV/AIDS (IND/ED) | 1 |
| 149 | PROCEDURES, TECHNIQUES & MINIMALLY INVASIVE MONITORING IN INTENSIVE CARE MEDICINE 5 TH/ED (| 1 |
| 150 | PROSTHODONTIC TREATMENT FOR EDENTULOUS PATIENTS: SOUTH ASIAN EDITION | 1 |

PREPARED/REVIEWED BY FOLLOWING MEMBERS OF TECHNICAL COMMITTEE






- 1. Dr. M. Moinuddin Siddiqui (Director SASIMS) Chairman of Procurement Committee 
- 2. MR. Babur Ali (Assitant Commissioner Sehwan) Member 
- 3. MR. Altaf Hussain Rajpar (Deputy Director Health Department wing) Member 
- 4. MR. Mansoor Ali Soomro (Procurement Officer) Member 
- 5. MR. Abid Ali Daudphoto (Pharmacist) Member 

**SAYED ABDULLAH SHAH INSTITUTE OF MEDICAL SCIENCES
HEALTH DEPARTMENT, GOVERNMENT OF SINDH**



| | (IND/ED) | |
|-----|---|---|
| 151 | PSORIASIS: A PATIENT'S GUIDE 3 RD/ED | 1 |
| 152 | PSYCHOLOGY FOR NURSING | 1 |
| 153 | QUESTIONS AND ANSWERS: EXAM-ORIENTED ANATOMY BELOW DIAPHRAGM (IND/ED) | 1 |
| 154 | RAPID REVIEW OF SURGERY 3 RD/ED (PAKISTANI EDITION) | 1 |
| 155 | REVISION IN CLINICAL OPHTHALMOLOGY: ARNOLD'S SELF-ASSESSMENT | 1 |
| 156 | SELECTIVE ANATOMY VOL-2: PREP MANUAL FOR UNDERGRADUATES (IND/ED) | 1 |
| 157 | SELF-ASSESSMENT COLOUR REVIEW OF HEPATOBILIARY MEDICINE | 1 |
| 158 | SHORT STAY MANAGEMENT OF HEART FAILURE (INCLUDES CD-ROM)... | 1 |
| 159 | SLEEP RELATED BREATHING DISORDERS (IND/ED) | 1 |
| 160 | SLEISENGER & FORDTRAM'S GASTROINTESTINAL AND LIVER DISEASE: REVIEW AND ASSESSMENT 9 TH/ED (IND/ED+ONL | 1 |
| 161 | SRB'S CLINICAL METHODS IN SURGERY 2 ND/ED (INCLUDES TWO DVD) | 1 |
| 162 | STEP BY STEP MANAGEMENT OF CHEMO AND RADIOTHERAPY (INCLUDES CD-ROM) | 1 |
| 163 | SUDDEN CARDIAC DEATH: A HANDBOOK FOR CLINICAL PRACTICE | 1 |
| 164 | SURGERY ON THE MOVE (INCLUDES ONLINE ACCESS) | 1 |
| 165 | SURGICAL SUBSPECIALTIES: PLATINUM VIGNETTES, ULTRA-HIGH-YIELD FOR USMLE STEP-2 | 1 |
| 166 | SYNOPSIS OF PATHOLOGY (IND/ED) | 1 |
| 167 | TEXTBOOK OF COMMUNITY MEDICINE AND PUBLIC HEALTH | 1 |
| 168 | TEXTBOOK OF RADIOLOGY FOR RESIDENTS AND TECHNICIANS 4 TH/ED (IND/ED) | 1 |
| 169 | TIETZ FUNDAMENTALS OF CLINICAL CHEMISTRY AND MOLECULAR DIAGNOSTICS 8 TH | 1 |
| 170 | TIPS AND TRICKS IN FETAL ECHOCARDIOGRAPHY (IND/ED) | 1 |
| 171 | TREATISE ON VENOUS DISEASES (IND/ED) | 1 |
| 172 | ULTIMATE ECHO GUIDE 2 ND/ED (INCLUDES ONLINES ACCESS)... IND/ED | 1 |
| 173 | UNDERGRADUATE SURGERY SIMPLIFIED: A DIRECTED SELF-LEARNING COURSE FOR UNDERGRADUATE SURGICAL | 1 |
| 174 | UNDERSTANDING ANESTHESIA EQUIPMENT 5 TH/ED (INCLUDES ON-LINE TEST BANK) | 1 |
| 175 | UNDERSTANDING ANESTHESIA EQUIPMENT 5 TH/ED (INCLUDES ONLINE TEST BANK)... IND/ED | 1 |
| 176 | UNDERSTANDING MEDICAL EDUCATION: EVIDENCE, THEORY, AND PRACTICE 3 RD/ED | 1 |
| 177 | USMLE CLINICAL IMAGE BASED QUESTIONS 2014 | 1 |
| 178 | VACCINATION DILEMMA | 1 |
| 179 | WORKING WITH DEAF PEOPLE: A HANDBOOK FOR HEALTHCARE PROFESSIONALS | 1 |

PREPARED/REVIEWED BY FOLLOWING MEMBERS OF TECHNICAL COMMITTEE

- i. Dr. M. Moinuddin Siddiqui (Director SASIMS) Chairman of Procurement Committee 
- ii. MR. Babur Ali (Assitant Commissioner Sehwan) Member 
- iii. MR. Altaf Hussain Rajpar (Deputy Director Health Department wing) Member 
- iv. MR. Mansoor Ali Soomro (Procurement Officer) Member 
- v. MR. Abid Ali Daudphoto (Pharmacist) Member 



**HUMAN RESOURCE INCLUDING DETAIL OF
TECHNICAL TEAM (FORM A)**

| S.# | Name | Designation | Posted Location | Date of Joining | Education | Trainings |
|-----|------|-------------|-----------------|-----------------|-----------|-----------|
| | | | | | | |
| | | | | | | |
| | | | | | | |
| | | | | | | |
| | | | | | | |
| | | | | | | |
| | | | | | | |
| | | | | | | |
| | | | | | | |
| | | | | | | |

Note: Supporting Documents must be provided for each employee.

CEO/Proprietor/Managing Director Name:

Email Address: Cell Phone:

Director/General Manager Services Name:

Email Address: Cell Phone:

Director/General Manager Sales Name:

Email Address: Cell Phone:

Technical Focal Person for this Project
Name:

Email Address:

Cell Phone:

Address:

PREPARED/REVIEWED BY FOLLOWING MEMBERS OF TECHNICAL COMMITTEE

1. Dr. M. Moinuddin Siddiqui (Director SASIMS) Chairman of Procurement Committee _____

2. MR. Babur Ali (Assistant Commissioner Sehwan) Member _____

3. MR. Altaf Hussain Rajpar (Deputy Director Health Department wing) Member _____

4. MR. Mansoor Ali Soomro (Procurement Officer) Member _____

5. MR. Abid Ali Daudphoto (Pharmacist) Member _____



7-SPECIALIZED TESTING AND CALIBRATION TOOLS (FORM B)

Supporting Documents must be provided for each specialized tool

| S.# | Tool Description | Make | Model | Date of Purchase | Date of Last Calibration |
|-----|------------------|------|-------|------------------|--------------------------|
| | | | | | |
| | | | | | |
| | | | | | |
| | | | | | |
| | | | | | |
| | | | | | |
| | | | | | |
| | | | | | |
| | | | | | |
| | | | | | |

8- MAJOR SPARE PARTS (FORM C)

- Purchased documents must be provided,
- It may include Sensor, PCB, LCD display, Pumps, motors, detectors, Laser and other items recommended by manufacturer etc., list of recommended spare parts must also be provided.
- Parts such as cables, connectors will not be considered major spare parts.
- Bidder using an inventory management software may provide a software generated list instead of the below format.

| S.# | Part Number | Part Description | Make | Model | Date of Purchase | Qty |
|-----|-------------|------------------|------|-------|------------------|-----|
| | | | | | | |
| | | | | | | |
| | | | | | | |
| | | | | | | |
| | | | | | | |
| | | | | | | |
| | | | | | | |
| | | | | | | |
| | | | | | | |
| | | | | | | |

10- Financial Evaluation Sheet (Form E)

| |
|---|
| Annual Turnover for the last 3 years Year (PKR) |
|---|

PREPARED/REVIEWED BY FOLLOWING MEMBERS OF TECHNICAL COMMITTEE

- i. Dr. M. Moinuddin Siddiqui (Director SASIMS) Chairman of Procurement Committee _____
- ii. MR. Babur Ali (Assistant Commissioner Sehwan) Member _____
- iii. MR. Altaf Hussain Rajpar (Deputy Director Health Department wing) Member _____
- iv. MR. Mansoor Ali Soomro (Procurement Officer) Member _____
- v. MR. Abid Ali Daudphoto (Pharmacist) Member _____

SAIED ABDOULLAH SHAH INSTITUTE OF MEDICAL SCIENCES
HEALTH DEPARTMENT, GOVERNMENT OF SINDH



| | |
|-----------|--|
| Year 2021 | |
| Year 2022 | |
| Year 2023 | |

RESEARCH REVIEWED BY FOLLOWING MEMBERS OF TECHNICAL COMMITTEE

- 1. Dr. M. M. Memon (Director, Sindh) (Chairman of Procurement Committee) _____
- 2. Mr. Ahsan Ali (Chief Commission Officer) Member _____
- 3. Mr. M. M. Memon (Deputy Director Health Department) Member _____
- 4. Mr. M. M. Memon (Senior Procurement Officer) Member _____
- 5. Mr. M. M. Memon (Pharmacist) Member _____



10- MANUFACTURER'S
AUTHORIZATION (FOR
M F)

[CLAUSE 11.1(A) OF THE INSTRUCTION TO BIDDERS]

To:

Director Sayed Abdullah Shah Institute Sehwan Sharif
S
E

WHEREAS [name of the Manufacturer] who are established and reputable Manufacturers of [name and /or description of the goods] having factories at [address of factory] do hereby authorize [name and address of Bidder/Agent] to submit a bid, and subsequently follow-up/negotiate and sign the Contract with you against Invitation for Bids (IFB)/Tender Notice for the goods manufactured, by us, under the patent name of for performance of the contract.

We hereby commit and assure our full guarantee and warranty/guarantee as per Clause 12 of the General Conditions of Contract for the goods offered for supply by the abovementioned firm against this Invitation for Bids.

[Signature for and on behalf of Manufacturer]

Note:

This letter of authority should be on the letterhead of the Manufacturer and should be signed by a person competent and having the power of attorney to bind the Manufacturer. It should be included by the Bidder in its bid.

PREPARED/REVIEWED BY FOLLOWING MEMBERS OF TECHNICAL COMMITTEE

1. Dr. M. Moinuddin Siddiqui (Director SASIMS) Chairman of Procurement Committee _____

2. MR. Babur Ali (Assistant Commissioner Sehwan) Member _____

3. MR. Altaf Hussain Rajpar (Deputy Director Health Department wing) Member _____

4. MR. Mansoor Ali Soomro (Procurement Officer) Member _____

5. MR. Abid Ali Daudphoto (Pharmacist) Member _____



12- PERFORMANCE CERTIFICATE (FORM H)

[on bidder's letterhead]

This is to certify that the institute is satisfied by the performance of the firm and equipment as detailed below.

Purchase Order No.: dated

Make & Model no.:

Serial Number:

Quantity:

Name of the consignee:

The Firm has fulfilled his contractual obligation regarding the following services: Satisfactory Installation, performance, and commissioning of equipment.

Furnishing detailed operation and maintenance manual for each equipment.

Training of the operators/users in operating the equipment to the satisfaction of the Institute. Maintain up time of %

Perform Preventative maintenance at Interval during warranty/contract period Provide

Spare parts timely

Biomedical Engineering Department. Name

Designation Date

Signature with Stamp

Head of the Institute/Medical Director/Medical Superintendent

Name Designation

Date

Signature with Stamp

Representative of the firm

Name Designation

Date

Signature with Stamp

PREPARED/REVIEWED BY FOLLOWING MEMBERS OF TECHNICAL COMMITTEE

1. Dr. M. Moinuddin Siddiqui (Director SASIMS) Chairman of Procurement Committee _____

2. MR. Babur Ali (Assistant Commissioner Sehwan) Member _____

3. MR. Altaf Hussain Rajpar (Deputy Director Health Department wing) Member _____

4. MR. Mansoor Ali Soomro (Procurement Officer) Member _____

5. MR. Abid Ali Daudphoto (Pharmacist) Member _____

**SAYED ABDULLAH SHAH INSTITUTE OF MEDICAL SCIENCES
HEALTH DEPARTMENT, GOVERNMENT OF SINDH**



13- BIDLETTER FORM

From:

(Registered name and address of the bidder) To:

Office of the Director Sayed Abdullah Shah Institute Sehwan Sharif

Dear Sir/Madam,

Having examined the bidding document and amendment thereon we the undersigned, offer to provide services to the works including in conformity with the terms and conditions of the bidding document and amendments thereon, for the following project in response to your tender call dated

Tender Title:.....

We undertake to provide services/execute the above project or its part assigned to us in conformity with the said bidding documents for an estimated sum of Rs. (Rupees -

) (total bid amount in words and figures)

If our bid is accepted, we undertake to;

- 1) Provide services/execute the work according to the times schedule specified in the bid document,
- 2) Obtain the performance guarantee of bank in accordance with bid requirements for the due performance of the contract, and
- 3) Agree to abide by the bid conditions, including pre-bid meeting minutes if any, which remain binding upon us during the entire bid validity period and bid may be accepted anytime before the expiration of that period.
- 4) We understand that you are not bound to accept the lowest or any bid you may receive, nor to give any reason for the rejection of any bid and that you will not defray any expenses incurred by us in bidding.

Place: Bidder's signature

Date: and seal.

PREPARED/REVIEWED BY FOLLOWING MEMBERS OF TECHNICAL COMMITTEE

Dr. M. Moinuddin Siddiqui (Director SASIMS) Chairman of Procurement Committee _____

MR. Babur Ali (Assistant Commissioner Sehwan) Member _____

MR. Altaf Hussain Rajpar (Deputy Director Health Department wing) Member _____

MR. Mansoor Ali Soomro (Procurement Officer) Member _____

MR. Abid Ali Daudphoto (Pharmacist) Member _____

**SAYED ABDULLAH SHAH INSTITUTE OF MEDICAL SCIENCES
HEALTH DEPARTMENT, GOVERNMENT OF SINDH**



14- CONTRACT AGREEMENT FORM

THIS AGREEMENT made the Day of (year) Between the Procuring Agency (hereinafter "the ") of one part and (Name of Vendor) of (City and country of Vendor) (Hereinafter "the Supplier") of the other part:

WHEREAS the is desirous that certain Supplies, as described in the bid document and briefly outlined below, should be provided by the Vendor.

Date of tender call:
Title of the project:
Brief outline of the work:

NOW THIS AGREEMENT WITNESSETH AS FOLLOWS;

In this agreement words and expressions shall have the same meanings as are respectively assigned to them in the bid document referred to.

The following documents shall be deemed to form and be read and construed as part of this Contract, viz..

- 1) Bid document(s)
- 2) Pre-bid conference minutes if any,
- 3) Clarification on bid document issued if any,

Office of the Director Sayed Abdullah Shah Institute Sehwan Sharif of award notification.

In case of conflict among documents mentioned above, the documents mentioned above in reverse order will prevail over other documents. In consideration of the payments to be made by the Office of the Director Sayed Abdullah Shah Institute Sehwan Sharif to the Supplier as hereinafter mentioned, the Supplier hereby covenants with the Office of the Director Sayed Abdullah Shah Institute Sehwan Sharif (Tender Title.....

and to remedy defects therein in conformity, in all respects, with the provisions of the contract.

The Office of the Director Sayed Abdullah Shah Institute Sehwan Sharif hereby covenants to pay the Supplier in consideration of the provision of the goods and services and the remedying of defects therein, the contract price or such other sum as may become payable under the provisions of the contract at the times and in the manner prescribed by the contract.

Brief particulars of the services which shall be supplied/provided by the Supplier are as under:

| Solutions, service or material | Quantity | Unit price | Amount | Remarks |
|--------------------------------|----------|------------|--------|---------|
| | | | | |
| | | | | |

IN WITNESS whereof the parties hereto have caused this Agreement to be executed the day and year above written.

Signed, sealed, delivered by the (for the Procuring agency) Signed, sealed, delivered by the (for the Supplier)

PREPARED/REVIEWED BY FOLLOWING MEMBERS OF TECHNICAL COMMITTEE

- 1. Dr. M. Moinuddin Siddiqui (Director SASIMS) Chairman of Procurement Committee _____
- 2. MR. Babur Ali (Assistant Commissioner Sehwan) Member _____
- 3. MR. Altaf Hussain Rajpar (Deputy Director Health Department wing) Member _____
- 4. MR. Mansoor Ali Soomro (Procurement Officer) Member _____
- 5. MR. Abid Ali Daudphoto (Pharmacist) Member _____

**SAYED ABDULLAH SHAH INSTITUTE OF MEDICAL SCIENCES
HEALTH DEPARTMENT, GOVERNMENT OF SINDH**



15- FORM OF PERFORMANCE SECURITY

(Bank Guarantee)

Guarantee No.: Executed on: Expiry
date:

[Letter by the Guarantor to the Employer]

Name of Guarantor (Bank) with complete address (Scheduled Bank in Pakistan):

Name of Principal (Contractor, Manufacturer, Supplier or any bidder) with complete address:

Penal Sum of Security (express in words and figures):

Letter of Acceptance No. Dated:

KNOW ALL MEN BY THESE PRESENTS, that in pursuance of the terms of the Bidding Documents and above said Letter of Acceptance (hereinafter called the Documents) and at the behest of the said Principal we, the Guarantor above named, are held and firmly bound unto the Director Sayed Abdullah Shah Institute Sehwan Sharif (hereinafter called the Employer) in the penal sum of the amount stated above for the payment of which sum well and truly to be made to the said Employer, we bind ourselves, our heirs, executors, administrators and successors, jointly and severally, firmly by these presents.

THE CONDITION OF THIS OBLIGATION IS SUCH that whereas the Principal has accepted the Employer's abovesaid Letter of Acceptance for (Name of Contract) for the (Name of Project).

NOW THEREFORE, if the Principal (Contractor) shall well and truly perform and fulfill all the undertakings, covenants, terms and conditions of the said Documents- during the original terms of the said Documents and any extension thereof that maybe granted by the Employer, with or without notice to the Guarantor, which notice is, hereby, waived and shall also well and truly perform and fulfill all the undertakings, covenants terms and conditions of the Contract and of any and all modifications of said Documents that may hereafter be made, notice of which modifications to the Guarantor being hereby waived, then, this obligation to be void; otherwise to remain in full force and virtue till all requirements of Condition of Contract are fulfilled. Our total liability under this Guarantee is limited to the sum stated above and it is a condition of any liability attaching to us under this Guarantee that the claim for payment in writing shall be received by us

PREPARED/REVIEWED BY FOLLOWING MEMBERS OF TECHNICAL COMMITTEE

1. Dr. M. Moinuddin Siddiqui (Director SASIMS) Chairman of Procurement Committee _____

2. MR. Babur Ali (Assistant Commissioner Sehwan) Member _____

3. MR. Altaf Hussain Rajpar (Deputy Director Health Department wing) Member _____

4. MR. Mansoor Ali Soomro (Procurement Officer) Member _____

5. MR. Abid Ali Daudphoto (Pharmacist) Member _____

**SAYED ABDULLAH SHAH INSTITUTE OF MEDICAL SCIENCES
HEALTH DEPARTMENT, GOVERNMENT OF SINDH**



with the validity period of this Guarantee, failing which we shall be discharged of our liability, if any, under this Guarantee.

We, (the Guarantor), waiving all objections and defenses under the Contract, do hereby irrevocably and independently guarantee to pay to the Employer without delay upon the Employer's first written demand without cavil or arguments and without requiring the Employer to prove or to show grounds or reasons for such demand any sum or sums up to the amount stated above, against the Employer's written declaration that the Principal has refused or failed to perform the obligations under the Contract which payment will be effected by the Guarantor to Employer's designated Bank & Account Number.

PROVIDED ALSO THAT the Employer shall be the sole and final judge for deciding whether the Principal (Contractor) has duly performed his obligations under the Contract or the Contractor has defaulted in fulfilling said obligations and the Guarantor shall pay without objection any sum or sums up to the amount stated above upon first written demand from the Employer forthwith and without any reference to the Principal or any other person.

IN WITNESS WHEREOF, the above-bounden Guarantor has executed this Instrument under its seal on the date indicated above, the name and corporate seal of the Guarantor being hereto affixed and these presents duly signed by its undersigned representative, pursuant to authority of its governing body.

Witness:

Guarantor (Bank)

1. (Name, Title, Signature & Seal)

Signature: Name:

2.

(Name, Title, Signature & Seal) Title:

PREPARED/REVIEWED BY FOLLOWING MEMBERS OF TECHNICAL COMMITTEE

. Dr. M. Moinuddin Siddiqui (Director SASIMS) Chairman of Procurement Committee _____

. MR. Babur Ali (Assistant Commissioner Sehwan) Member _____

. MR. Altaf Hussain Rajpar (Deputy Director Health Department (wing) Member _____

. MR. Mansoor Ali Soomro (Procurement Officer) Member _____

. MR. Abid Ali Daudphoto (Pharmacist) Member _____

**SAYED ABDULLAH SHAH INSTITUTE OF MEDICAL SCIENCES
HEALTH DEPARTMENT, GOVERNMENT OF SINDH**



**16- INTEGRITY PACT
DECLARATION OF FEES,
COMMISSION AND BROKERAGE ETC PAYABLE BY
THE SUPPLIERS/CONTRACTORS/CONSULTANTS**

Contract Number: NO. Dated: Contract Value: Rs. Contract Title:

M/s. hereby declares that it has not obtained or induced the procurement of any contract, right, interest, privilege or other obligation or benefit from Government of Sindh (Go S) or any administrative subdivision or agency thereof or any other entity owned or controlled by it (Go S) through any corrupt business practice.

Without limiting the generality of the foregoing, M/s. represents and warrants that it has fully declared the brokerage, commission, fees etc. paid or payable to anyone and not given or agreed to give and shall not give or agree to give to anyone within or outside Pakistan either directly or indirectly through any natural or juridical person, including its affiliate, agent, associate, broker, consultant, director, promoter, shareholder, sponsor or subsidiary, any commission, gratification, bribe, finder's fee or kickback, whether described as consultation fee or otherwise, with the object of obtaining or inducing the procurement of a contract, right, interest, privilege or other obligation or benefit, in whatsoever form, Director Sayed Abdullah Shah Institute Sehwan Sharif, except that which has been expressly declared pursuant thereto.

M/s. certifies that it has made and will make full disclosure of all agreements and arrangements with all persons in respect of or related to the transaction with PA and has not taken any action or will not take any action to circumvent the above declaration, representation or warranty.

M/s. accepts full responsibility and strict liability for making any false declaration, not making full disclosure, misrepresenting facts or taking any action likely to defeat the purpose of this declaration, representation and warranty. It agrees that any contract, right, interest, privilege or other obligation or benefit obtained or procured as aforesaid shall, without prejudice to any other right and remedies available to PA under any law, contract or other instrument, be voidable at the option of PA. Notwithstanding any rights and remedies exercised by PA in this regard.

M/s. agrees to indemnify PA for any loss or damage incurred by it on account of its corrupt business practices and further pay compensation to PA in an amount equivalent to ten times the sum of any commission, gratification, bribe, finder's fee or kickback given by M/s. as aforesaid for the purpose of obtaining or inducing the procurement of any contract, right, interest, privilege or other obligation or benefit, in whatsoever form, from PA.

M/s. Director Sayed Abdullah Shah Institute Sehwan Sharif

PREPARED/REVIEWED BY FOLLOWING MEMBERS OF TECHNICAL COMMITTEE

1. Dr. M. Moinuddin Siddiqui (Director SASIMS) Chairman of Procurement Committee _____
2. MR. Babur Ali (Assistant Commissioner Sehwan) Member _____
3. MR. Altaf Hussain Rajpar (Deputy Director Health Department wing) Member _____
4. MR. Mansoor Ali Soomro (Procurement Officer) Member _____
5. MR. Abid Ali Daudphoto (Pharmacist) Member _____

**SAYED ABDULLAH SHAH INSTITUTE OF MEDICAL SCIENCES
HEALTH DEPARTMENT, GOVERNMENT OF SINDH**



17- Bid Form & Price Schedule

BIDFORM

To:

Director Sayed Abdullah Shah Institute Sehwan Sharif

Dear Sir,

Having examined the Bidding Documents, the receipt of which is hereby duly acknowledged, we, the undersigned, offer to supply and deliver the goods specified in the said Bidding Documents for the sum of

[Total Bid Amount Rs.], [Bid Amount in words

only] or such other sums as may be ascertained in accordance with the Schedule of Prices attached herewith and made part of this bid.

1. The free of cost/donation/discount offered and the methodology for their application are:
2. We undertake, if our bid is accepted, to deliver the goods in accordance with the delivery schedules specified in the Schedule of Requirements.
3. If our bid is accepted, we shall obtain an unconditional guarantee of a bank in the sum of 5% of the Contract Price for the due performance of the Contract, in the form prescribed by the Procuring Agency.
4. We agree to the validity of this bid for 90 days from the date fixed for financial bid opening and it shall remain binding upon us and may be accepted at any time before the expiration of that period.
5. Until a formal Contract is prepared and executed, this bid, together with the written acceptance thereof and notification of award, by the Procuring Agency, shall constitute a binding Contract between us.
6. We understand that you are not bound to accept the lowest or any bid you may receive. Name

In the capacity of

Signed

Duly authorized to sign the Bid for and on behalf of

Date

(A) PRICE SCHEDULE IN PAKRUPEES delivered duty paid (DDP BASIS)

FOR GOODS OFFERED WITHIN THE PROCURING AGENCY'S COUNTRY

| S# | Detailed Specification of Goods | Model/ Cat No. | Name of Manufacturer | Country of Origin | Port of Shipment | Quantity of Stores | Unit | Rate Per Unit | Total Price |
|----|---------------------------------|----------------|----------------------|-------------------|------------------|--------------------|------|---------------|-------------|
| 1 | 2 | 2 | 4 | 5 | 6 | 7 | 8 | 9 | 10 |
| | | | | | | | | | |
| | | | | | | | | | |

PREPARED/REVIEWED BY FOLLOWING MEMBERS OF TECHNICAL COMMITTEE

- Dr. M. Moinuddin Siddiqui (Director SASIMS) Chairman of Procurement Committee _____
- MR. Babur Ali (Assistant Commissioner Sehwan) Member _____
- MR. Altaf Hussain Rajpar (Deputy Director Health Department wing) Member _____
- MR. Mansoor Ali Soomro (Procurement Officer) Member _____
- MR. Abid Ali Daudphoto (Pharmacist) Member _____

**SAYED ABDULLAH SHAH INSTITUTE OF MEDICAL SCIENCES
HEALTH DEPARTMENT, GOVERNMENT OF SINDH**



| | | | | | | | | | |
|-------------------------|--|--|--|--|--|--|--|--|--|
| | | | | | | | | | |
| | | | | | | | | | |
| | | | | | | | | | |
| Total Amount in Pak Rs. | | | | | | | | | |

Name

In the capacity of

Signed

Duly authorized to sign the Bid for and on behalf of

PREPARED/REVIEWED BY FOLLOWING MEMBERS OF TECHNICAL COMMITTEE

- i. Dr. M. Moinuddin Siddiqui (Director SASIMS) Chairman of Procurement Committee _____
- ii. MR. Babur Ali (Assistant Commissioner Sehwan) Member _____
- iii. MR. Altaf Hussain Rajpar (Deputy Director Health Department wing) Member _____
- iv. MR. Mansoor Ali Soomro (Procurement Officer) Member _____
- v. MR. Abid Ali Daudphoto (Pharmacist) Member _____



18-Schedule of Requirements

SCHEDULE OF REQUIREMENTS

The entire quantity of the ordered supplies shall be delivered in 16 weeks or earlier from the date of issuance of supply order / contract award without any penalty.

Delay in the delivery shall result in penalties to be paid by the Supplier without any argument or question according to the prevailing SPPRA Rules.

PREPARED/REVIEWED BY FOLLOWING MEMBERS OF TECHNICAL COMMITTEE

Dr. M. Moinuddin Siddiqui (Director SASIMS) Chairman of Procurement Committee _____

MR. Babur Ali (Assistant Commissioner Sehwan) Member _____

MR. Altaf Hussain Rajpar (Deputy Director Health Department wing) Member _____

MR. Mansoor Ali Soomro (Procurement Officer) Member _____

MR. Abid Ali Daudphoto (Pharmacist) Member _____